

Lampiran 1

Daftar Perusahaan yang Terdaftar di BEI Tahun 2022

No	Kode	Nama Perusahaan
1	AGII	Samator Indo Gas Tbk
2	AKPI	Argha Karya Prima Industry Tbk
3	ALDO	Alkindo Naratama Tbk
4	ALKA	Alaka Industrindo Tbk
5	ALMI	Alumindo Light Metal Industry Tbk
6	AMFG	Asahimas Flat Glass Tbk
7	APLI	Asiaplast Industries Tbk
8	ARNA	Arya Citramulia Tbk
9	AVIA	Avia Avian Tbk
10	BAJA	Sarana Central Bajatama Tbk
11	BRNA	Berlina Tbk
12	BRPT	Budi Starch and Sweetener Tbk
13	BTON	Betonjaya Manunggual Tbk
14	CAKK	Cahayaputra Asa Keramik Tbk
15	CHEM	Chemstar Indonesia Tbk
16	CPIN	Charoen Pokhand Indonesia Tbk
17	CPRO	Central Proteina Prima Tbk
18	CTBN	Citra Tubindo Tbk
19	DEPO	Caturkarda Depo Bangunan Tbk
20	DEWI	Dewi Shri Farmindo Tbk
21	DPNS	Duta Pertiwi Nusantara Tbk
22	EKAD	Ekadharna International Tbk
23	EPAC	Megalestari Epack Sentosaraya Tbk
24	ESIP	Sinergi Inti Plastindo Tbk
25	ETWA	Eterindo Wahanatama Tbk
26	FASW	Fajar Surya Wisesa Tbk
27	FPNI	Lotee Chemical Titan Tbk
28	GDST	Gunawan Dianjaya Steel Tbk
29	GGRP	Gunung Raja Paksa Tbk
30	GTSI	GTS Internasional Tbk
31	IFII	Indonesia Fibreboard Industry Tbk
32	IGAR	Champion Pacific Indonesia Tbk
33	IMPC	Impack Pratama Industri Tbk
34	INAI	Indal Alumunium Industry Tbk
35	INCF	Indo Komoditi Korpora Tbk
36	INCI	Intan Wijaya International Tbk
37	INKP	Indah Kiat Pulp & Paper Tbk

No	Kode	Nama Perusahaan
38	INOV	Inocycle Technology Group Tbk
39	INRU	Toba Pulp Lestari Tbk
40	INTP	Indocement Tunggul Prakasa Tbk
41	IPOL	Indopoly Swakarsa Industry Tbk
42	ISSP	Steel Pipe Industry of Indonesia Tbk
43	JPFA	Japfa Comfeed Indonesia Tbk
44	KBRI	Kertas Basuki Rachmat Indonesia Tbk
45	KDSI	Kedawung Setia Industrial Tbk
46	KIAS	Keramika Indonesia Assosiasi Tbk
47	KKES	Kusuma Kemindo Sentosa Tbk
48	KMTR	Kirana Megatara Tbk
49	KRAS	Krakatau Steel Tbk
50	KUAS	Ace Oldfields Tbk
51	LABA	Ladangbaja Murni Tbk
52	LION	Lion Metal Works Tbk
53	LMSH	Lionmesh Prima Tbk
54	MAIN	Malindo Feedmill Tbk
55	MARK	Mark Dynamics Indonesia Tbk
56	MLIA	Mulia Industrindo Tbk
57	MOLI	Madusari Murni Indah Tbk
58	NIKL	Pelat Timah Nusantara Tbk
59	NPGF	Nusa Palapa Gemilang Tbk
60	OBMD	OBM Drilchem Tbk
61	PBID	Panca Budi Idaman Tbk
62	PDPP	Primadaya Plastisindo Tbk
63	PICO	Pelangi Indah Canindo Tbk
64	PURE	Trinitan Metals and Mineral Tbk
65	SAMF	Saraswanti Anugerah Makmur Tbk
66	SBMA	Surya Biru Murni Acetylene Tbk
67	SINI	Singaraja Putra Tbk
68	SIPD	Sreeya Sewu Indonesia Tbk
69	SMBR	Semen Baturaja Tbk
70	SMCB	Solusi Bangun Indonesia Tbk
71	SMGR	Semen Indonesia Tbk
72	SMKL	Satyamitra Kemas Lestari Tbk
73	SPMA	Suparma Tbk
74	SRSN	Indo Acitama Tbk
75	SULI	SLJ Global Tbk
76	SWAT	Sriwahana Adityakarta Tbk
77	TALF	Tunas Alfin Tbk

No	Kode	Nama Perusahaan
78	TBMS	Tembaga Mulia Semanan Tbk
79	TDPM	Tridomain Performance Materials Tbk
80	TIRT	Tirta Mahakam Resource Tbk
81	TKIM	Pabrik Kertas Tjiwi Kimia Tbk
82	TOTO	Surya Toto Indonesia Tbk
83	TPIA	Chandra Asri Petrochemical Tbk
84	TRST	Trias Sentosa Tbk
85	UNIC	Unggul Indah Cahaya Tbk
86	WSBP	Waskita Beton Precast Tbk
87	WSKT	Waskita Karya Tbk
88	WTON	Wijaya Karya Beton Tbk
89	YPAS	Yanaprima Hastapersada Tbk
90	ADMG	Polychem Indonesia Tbk
91	AMIN	Ateliers Mecaniques D'Indoesie Tbk
92	ARGO	Argo Pantes Tbk
93	ARKA	Arkha Jayanti Persada Tbk
94	ASII	Astra International Tbk
95	AUTO	Astra Otoparts Tbk
96	BATA	Sepatu Bata Tbk
97	BELL	Trisula Textile Industries Tbk
98	BIMA	Primarindo Asia Infrastructure Tbk
99	BOLT	Garuda Metalindo Tbk
100	BRAM	Indo Kordsa Tbk
101	CCSI	Communication Cable Systems Indonesia Tbk
102	CNTX	Century Textile Industry Tbk
103	DRMA	Dharma Polimetal Tbk
104	ERTX	Eratex Djaja Tbk
105	ESTI	Ever Shine Tex Tbk
106	GDYR	Goodyear Indonesia Tbk
107	GJTL	Gajah Tunggal Tbk
108	GMFI	Garuda Maintenance Facility Aero Asia Tbk
109	GPSO	Geopria Solusi Tbk
110	HDTX	Panasia Indo Resources Tbk
111	IKBI	Sumi Indo Kabel Tbk
112	IMAS	Indomobil Sukses International Tbk
113	INDR	Indorama Synthetics Tbk
114	INDS	Indospring Tbk
115	ISAP	Isra Presisi Indonesia Tbk
116	JECC	Jembo Cable Company Tbk
117	JSKY	Sky Energy Indonesia Tbk

No	Kode	Nama Perusahaan
118	KBLI	KMI Wire & Cable Manufacturing Corporatic Tbk
119	KBLM	Kabelindo Murni Tbk
120	KPAL	Steadfast Marine Tbk
121	KRAH	Grand Kartech Tbk
122	LPIN	Multi Prima Sejahtera Tbk
123	MASA	Multistrada Arah Sarana Tbk
124	MYTX	Asia Pacific Investama Tbk
125	NIPS	Nipress Tbk
126	NTBK	Nusatama Berkah Tbk
127	PBRX	Pan Brothers Tbk
128	POLU	Golden Flower Tbk
129	POLY	Asia Pacific Fibers Tbk
130	PRAS	Prima Alloy Steel Universal Tbk
131	PTSN	Sat Nusapersada Tbk
132	RICY	Ricky Putra Globalindo Tbk
133	SBAT	Sejahtera Bintang Abadi Textile Tbk
134	SCCO	Supreme Cable Manufacturing Corporatic Tbk
135	SCNP	Selaras Citra Nusantara Perkasa Tbk
136	SLIS	Gaya Abadi Sempurna Tbk
137	SMSM	Selamat Sempurna Tbk
138	SRIL	Sri Rejeki Isman Tbk
139	SSTM	Sunson Textile Manufacture Tbk
140	STAR	Buana Artha Anugerah Tbk
141	TFCO	Tifico Fiber Indonesia Tbk
142	TRIS	Trisula International Tbk
143	UCID	Uni Charm Indonesia Tbk
144	UNIT	Nusantara Inti Corpora Tbk
145	VOKS	Voksel Electric Tbk
146	ZONE	Mega Perintis Tbk
147	ADES	Akasha Wira International Tbk
148	AISA	FKS Food Sejahtera Tbk
149	ALTO	Tri Banyan Tirta Tbk
150	BIKE	Sepeda Bersama Indonesia Tbk
151	BOBA	Formosa Ingredient Factory Tbk
152	BTEK	Bumi Teknokultura Unggul Tbk
153	BUDI	Budi Starch and Sweetener Tbk
154	CAMP	Campina Ice Cream Industry Tbk
155	CBMF	Cahaya Bintang Medan Tbk
156	CEKA	Wilmar Cayaha Indonesia Tbk
157	CINT	Chitose International Tbk

No	Kode	Nama Perusahaan
158	CLEO	Sariguna Primatirta Tbk
159	CMRY	Cisarua Mountain Nusantara Tbk
160	COCO	Wahana Interfood Nusantara Tbk
161	CRAB	Toba Surimi Industries Tbk
162	DLTA	Delta Djakarta Tbk
163	DMND	Diamond Food Indonesia Tbk
164	DVLA	Darya Varia Laboratoria Tbk
165	ENZO	Moreno Abadi Perkasa Tbk
166	EURO	Estee Gold Feet Tbk
167	FLMC	Falmax Nonwoven Industri Tbk
168	FOOD	Sentra Food Indonesia Tbk
169	GGRM	Gudang Garam Tbk
170	GOOD	Garuda Food Indonesia Tbk
171	HMSP	Hanjaya Mandala Sampoerna Tbk
172	HOKI	Buyung Putra Putri Jaya Tbk
173	HRTA	Hartadinata Abadi Tbk
174	IBOS	Indo Boga Sukses Tbk
175	ICBP	Indofood CBP Sukses Makmur Tbk
176	IIKP	Inti Agri Resources Tbk
177	IKAN	Era Mandiri Cemerlang Tbk
178	INAF	Indofarma Tbk
179	INDF	Indofood Sukses Makmur Tbk
180	IPPE	Indo Pureco Pratama Tbk
181	ITIC	Indonesia Tobacco Tbk
182	KAEF	Kimia Farma Tbk
183	KEJU	Mulia Boga Raya Tbk
184	KICI	Kedaung Indah Can Tbk
185	KINO	Kino Indonesia Tbk
186	KLBF	Kalbe Farma Tbk
187	KPAS	Cottonindo Ariesta Tbk
188	LMPI	Langgeng Makmur Industri Tbk
189	MBTO	Martina Berto Tbk
190	MERK	Merck Indonesia Tbk
191	MGNA	Magna Investama Mandiri Tbk
192	MLBI	Multi Bintang Indonesia Tbk
193	MRAT	Mustika Ratu Tbk
194	MYOR	Mayora Indah Tbk
195	NANO	Nanotech Indonesia Global Tbk
196	NASI	Wahana Inti Makmur Tbk
197	OLIV	Oscar Mitra Sukses Sejahtera Tbk

No	Kode	Nama Perusahaan
198	PANI	Pantai Indah Kapuk Dua Tbk
199	PCAR	Prima Cakrawala Abadi Tbk
200	PEHA	Phapros Tbk
201	PMMP	Panca Mitra Multiperdana Tbk
202	PSDN	Prasidha Aneka Niaga Tbk
203	PSGO	Palma Serasih Tbk
204	PYFA	Pyridam Farma Tbk
205	ROTI	Nippon Indosari Corpindo Tbk
206	SIDO	Industri Jamu dan Farmasi Sido Tbk
207	SKBM	Sekar Bumi Tbk
208	SKLT	Sekar Laut Tbk
209	SOFA	Boston Furniture Industries Tbk
210	SOHO	Soho Global Health Tbk
211	STTP	Siantar Top Tbk
212	TAYS	Jaya Swarasa Agung Tbk
213	TCID	Mandom Indonesia Tbk
214	TOYS	Sunindo Adipersada Tbk
215	TRGU	Cerestar Indonesia Tbk
216	TSPC	Tempo Scan Pacific Tbk
217	ULTJ	Ultra Jaya Milk Industry & Trading Company Tbk
218	UNVR	Unilever Indonesia Tbk
219	VICI	Victoria Care Indonesia Tbk
220	WIIM	Wismilak Inti Makmur Tbk
221	WMPP	Widodo Makmur Perkasa Tbk
222	WMUU	Widodo Makmur Unggas Tbk
223	WOOD	Integra Indocabinet Tbk

Lampiran 2

Daftar Perusahaan dan Pemilihan Sampel

No	Kode	Perusahaan	Sektor	Kriteria			Hasil
				I	II	III	
1	AGII	Samator Indo Gas Tbk	IDK	✓	✓	✓	✓
2	AKPI	Argha Karya Prima Industry Tbk	IDK	✓	✓	✓	✓
3	ALDO	Alkindo Naratama Tbk	IDK	✓	✓	✓	✓
4	ALKA	Alaka Industrindo Tbk	IDK	✓	✓	✓	✓
5	ALMI	Alumindo Light Metal Industry Tbk	IDK	✓	×	×	×
6	AMFG	Asahimas Flat Glass Tbk	IDK	✓	✓	✓	✓
7	APLI	Asiaplast Industries Tbk	IDK	✓	✓	✓	✓
8	ARNA	Arya Citramulia Tbk	IDK	✓	✓	✓	✓
9	AVIA	Avia Avian Tbk	IDK	✓	✓	✓	✓
10	BAJA	Sarana Central Bajatama Tbk	IDK	✓	✓	×	×
11	BRNA	Berlina Tbk	IDK	✓	✓	×	×
12	BRPT	Budi Starch and Sweetener Tbk	IDK	✓	×	✓	×
13	BTON	Betonjaya Manunggual Tbk	IDK	✓	✓	✓	✓
14	CAKK	Cahayaputra Asa Keramik Tbk	IDK	✓	✓	✓	✓
15	CHEM	Chemstar Indonesia Tbk	IDK	✓	✓	✓	✓
16	CPIN	Charoen Pokhand Indonesia Tbk	IDK	✓	✓	✓	✓
17	CPRO	Central Proteina Prima Tbk	IDK	✓	✓	✓	✓
18	CTBN	Citra Tubindo Tbk	IDK	✓	×	×	×
19	DEPO	Caturkarda Depo Bangunan Tbk	IDK	✓	✓	✓	✓
20	DEWI	Dewi Shri Farmindo Tbk	IDK	✓	✓	✓	✓
21	DPNS	Duta Pertiwi Nusantara Tbk	IDK	✓	✓	✓	✓
22	EKAD	Ekadharma International Tbk	IDK	✓	✓	✓	✓
23	EPAC	Megalestari Epack Sentosaraya Tbk	IDK	✓	✓	×	×
24	ESIP	Sinergi Inti Plastindo Tbk	IDK	✓	✓	✓	✓
25	ETWA	Eterindo Wahanatama Tbk	IDK	✓	✓	×	×
26	FASW	Fajar Surya Wisesa Tbk	IDK	✓	✓	✓	✓

No	Kode	Perusahaan	Sektor	Kriteria			Hasil
				I	II	III	
27	FPNI	Lotee Chemical Titan Tbk	IDK	✓	×	✓	×
28	GDST	Gunawan Dianjaya Steel Tbk	IDK	✓	✓	✓	✓
29	GGRP	Gunung Raja Paksa Tbk	IDK	✓	×	✓	×
30	GTSI	GTS Internasional Tbk	IDK	✓	×	✓	×
31	IFII	Indonesia Fibreboard Industry Tbk	IDK	✓	✓	✓	✓
32	IGAR	Champion Pacific Indonesia Tbk	IDK	✓	✓	✓	✓
33	IMPC	Impack Pratama Industri Tbk	IDK	✓	✓	✓	✓
34	INAI	Indal Alumunium Industry Tbk	IDK	✓	✓	×	×
35	INCF	Indo Komoditi Korpora Tbk	IDK	✓	✓	×	×
36	INCI	Intan Wijaya International Tbk	IDK	✓	✓	✓	✓
37	INKP	Indah Kiat Pulp & Paper Tbk	IDK	✓	×	✓	×
38	INOV	Inocycle Technology Group Tbk	IDK	✓	✓	×	×
39	INRU	Toba Pulp Lestari Tbk	IDK	✓	×	✓	×
40	INTP	Indocement Tunggal Prakasa Tbk	IDK	✓	✓	✓	✓
41	IPOL	Indopoly Swakarsa Industry Tbk	IDK	✓	×	✓	×
42	ISSP	Steel Pipe Industry of Indonesia Tbk	IDK	✓	✓	✓	✓
43	JPFA	Japfa Comfeed Indonesia Tbk	IDK	✓	✓	✓	✓
44	KBRI	Kertas Basuki Rachmat Indonesia Tbk	IDK	✓	×	×	×
45	KDSI	Kedawung Setia Industrial Tbk	IDK	✓	✓	✓	✓
46	KIAS	Keramika Indonesia Assosiasi Tbk	IDK	✓	✓	✓	✓
47	KKES	Kusuma Kemindo Sentosa Tbk	IDK	✓	✓	✓	✓
48	KMTR	Kirana Megatara Tbk	IDK	✓	✓	×	×
49	KRAS	Krakatau Steel Tbk	IDK	✓	×	✓	×

No	Kode	Perusahaan	Sektor	Kriteria			Hasil
				I	II	III	
50	KUAS	Ace Oldfields Tbk	IDK	✓	✓	✓	✓
51	LABA	Ladangbaja Murni Tbk	IDK	✓	✓	×	×
52	LION	Lion Metal Works Tbk	IDK	✓	✓	✓	✓
53	LMSH	Lionmesh Prima Tbk	IDK	✓	✓	×	×
54	MAIN	Malindo Feedmill Tbk	IDK	✓	✓	✓	✓
55	MARK	Mark Dynamics Indonesia Tbk	IDK	✓	✓	✓	✓
56	MLIA	Mulia Industrindo Tbk	IDK	✓	✓	✓	✓
57	MOLI	Madusari Murni Indah Tbk	IDK	✓	✓	✓	✓
58	NIKL	Pelat Timah Nusantara Tbk	IDK	✓	×	✓	×
59	NPGF	Nusa Palapa Gemilang Tbk	IDK	✓	✓	×	×
60	OBMD	OBM Drilchem Tbk	IDK	✓	×	×	×
61	PBID	Panca Budi Idaman Tbk	IDK	✓	✓	✓	✓
62	PDPP	Primadaya Plastisindo Tbk	IDK	✓	✓	✓	✓
63	PICO	Pelangi Indah Canindo Tbk	IDK	✓	✓	✓	✓
64	PURE	Trinitan Metals and Mineral Tbk	IDK	✓	×	×	×
65	SAMF	Saraswanti Anugerah Makmur Tbk	IDK	✓	✓	✓	✓
66	SBMA	Surya Biru Murni Acetylene Tbk	IDK	✓	✓	✓	✓
67	SINI	Singaraja Putra Tbk	IDK	✓	✓	✓	✓
68	SIPD	Sreeya Sewu Indonesia Tbk	IDK	✓	✓	×	×
69	SMBR	Semen Baturaja Tbk	IDK	✓	✓	✓	✓
70	SMCB	Solusi Bangun Indonesia Tbk	IDK	✓	✓	✓	✓
71	SMGR	Semen Indonesia Tbk	IDK	✓	✓	✓	✓
72	SMKL	Satyamitra Kemas Lestari Tbk	IDK	✓	✓	✓	✓
73	SPMA	Suparma Tbk	IDK	✓	✓	✓	✓
74	SRSN	Indo Acitama Tbk	IDK	✓	✓	✓	✓
75	SULI	SLJ Global Tbk	IDK	✓	×	✓	×
76	SWAT	Sriwahana Adityakarta Tbk	IDK	✓	✓	×	×
77	TALF	Tunas Alfin Tbk	IDK	✓	✓	✓	✓
78	TBMS	Tembaga Mulia Semanan Tbk	IDK	✓	×	×	×
79	TDPM	Tridomain Performance Materials Tbk	IDK	✓	×	×	×
80	TIRT	Tirta Mahakam Resource	IDK	✓	✓	×	×

No	Kode	Perusahaan	Sektor	Kriteria			Hasil
				I	II	III	
		Tbk					
81	TKIM	Pabrik Kertas Tjiwi Kimia Tbk	IDK	✓	×	✓	×
82	TOTO	Surya Toto Indonesia Tbk	IDK	✓	✓	✓	✓
83	TPIA	Chandra Asri Petrochemical Tbk	IDK	✓	×	×	×
84	TRST	Trias Sentosa Tbk	IDK	✓	✓	✓	✓
85	UNIC	Unggul Indah Cahaya Tbk	IDK	✓	×	✓	×
86	WSBP	Waskita Beton Precast Tbk	IDK	✓	✓	✓	✓
87	WSKT	Waskita Karya Tbk	IDK	✓	✓	×	×
88	WTON	Wijaya Karya Beton Tbk	IDK	✓	✓	✓	✓
89	YPAS	Yanaprima Hastapersada Tbk	IDK	✓	✓	×	×
90	ADMG	Polychem Indonesia Tbk	IAI	✓	✓	×	×
91	AMIN	Ateliers Mecaniques D'Indoesie Tbk	IAI	✓	✓	✓	✓
92	ARGO	Argo Pantas Tbk	IAI	✓	✓	×	×
93	ARKA	Arkha Jayanti Persada Tbk	IAI	✓	✓	✓	✓
94	ASII	Astra International Tbk	IAI	✓	✓	✓	✓
95	AUTO	Astra Otoparts Tbk	IAI	✓	✓	✓	✓
96	BATA	Sepatu Bata Tbk	IAI	✓	✓	×	×
97	BELL	Trisula Textile Industries Tbk	IAI	✓	✓	✓	✓
98	BIMA	Primarindo Asia Infrastructure Tbk	IAI	✓	✓	×	×
99	BOLT	Garuda Metalindo Tbk	IAI	✓	✓	✓	✓
100	BRAM	Indo Kordsa Tbk	IAI	✓	×	✓	×
101	CCSI	Communication Cable Systems Indonesia Tbk	IAI	✓	✓	✓	✓
102	CNTX	Century Textile Industry Tbk	IAI	✓	×	×	×
103	DRMA	Dharma Polimetal Tbk	IAI	✓	✓	✓	✓
104	ERTX	Eratex Djaja Tbk	IAI	✓	×	✓	×
105	ESTI	Ever Shine Tex Tbk	IAI	✓	×	✓	×
106	GDYR	Goodyear Indonesia Tbk	IAI	✓	×	×	×
107	GJTL	Gajah Tunggal Tbk	IAI	✓	✓	×	×
108	GMFI	Garuda Maintenance Facility Aero Asia Tbk	IAI	✓	×	✓	×
109	GPSO	Geopria Solusi Tbk	IAI	✓	✓	✓	✓
110	HDTX	Panasia Indo Resources	IAI	✓	✓	×	×

No	Kode	Perusahaan	Sektor	Kriteria			Hasil
				I	II	III	
		Tbk					
111	IKBI	Sumi Indo Kabel Tbk	IAI	✓	×	✓	×
112	IMAS	Indomobil Sukses International Tbk	IAI	✓	✓	✓	✓
113	INDR	Indorama Synthetics Tbk	IAI	✓	×	✓	×
114	INDS	Indospring Tbk	IAI	✓	✓	✓	✓
115	ISAP	Isra Presisi Indonesia Tbk	IAI	✓	✓	✓	✓
116	JECC	Jembo Cable Company Tbk	IAI	✓	✓	✓	✓
117	JSKY	Sky Energy Indonesia Tbk	IAI	✓	×	×	×
118	KBLI	KMI Wire & Cable Manufacturing Corporatic Tbk	IAI	✓	✓	✓	✓
119	KBLM	Kabelindo Murni Tbk	IAI	✓	✓	✓	✓
120	KPAL	Steadfast Marine Tbk	IAI	✓	×	×	×
121	KRAH	Grand Kartech Tbk	IAI	✓	×	×	×
122	LPIN	Multi Prima Sejahtera Tbk	IAI	✓	✓	✓	✓
123	MASA	Multistrada Arah Sarana Tbk	IAI	✓	×	✓	×
124	MYTX	Asia Pacific Investama Tbk	IAI	✓	✓	×	×
125	NIPS	Nipress Tbk	IAI	✓	×	×	×
126	NTBK	Nusatama Berkah Tbk	IAI	✓	✓	✓	✓
127	PBRX	Pan Brothers Tbk	IAI	✓	×	✓	×
128	POLU	Golden Flower Tbk	IAI	✓	✓	×	×
129	POLY	Asia Pacific Fibers Tbk	IAI	✓	×	✓	×
130	PRAS	Prima Alloy Steel Universal Tbk	IAI	✓	✓	×	×
131	PTSN	Sat Nusapersada Tbk	IAI	✓	×	✓	×
132	RICY	Ricky Putra Globalindo Tbk	IAI	✓	✓	×	×
133	SBAT	Sejahtera Bintang Abadi Textile Tbk	IAI	✓	✓	×	×
134	SCCO	Supreme Cable Manufacturing Corporatic Tbk	IAI	✓	✓	✓	✓
135	SCNP	Selaras Citra Nusantara Perkasa Tbk	IAI	✓	✓	×	×
136	SLIS	Gaya Abadi Sempurna Tbk	IAI	✓	✓	✓	✓
137	SMSM	Selamat Sempurna Tbk	IAI	✓	✓	✓	✓
138	SRIL	Sri Rejeki Isman Tbk	IAI	✓	×	×	×

No	Kode	Perusahaan	Sektor	Kriteria			Hasil
				I	II	III	
139	SSTM	Sunson Textile Manufacture Tbk	IAI	✓	✓	×	×
140	STAR	Buana Artha Anugerah Tbk	IAI	✓	✓	✓	✓
141	TFCO	Tifico Fiber Indonesia Tbk	IAI	✓	×	✓	×
142	TRIS	Trisula International Tbk	IAI	✓	✓	✓	✓
143	UCID	Uni Charm Indonesia Tbk	IAI	✓	✓	✓	✓
144	UNIT	Nusantara Inti Corpora Tbk	IAI	✓	×	×	×
145	VOKS	Voksel Electric Tbk	IAI	✓	✓	×	×
146	ZONE	Mega Perintis Tbk	IAI	✓	✓	✓	✓
147	ADES	Akasha Wira International Tbk	IBK	✓	✓	✓	✓
148	AISA	FKS Food Sejahtera Tbk	IBK	✓	✓	×	×
149	ALTO	Tri Banyan Tirta Tbk	IBK	✓	✓	×	×
150	BIKE	Sepeda Bersama Indonesia Tbk	IBK	✓	✓	✓	✓
151	BOBA	Formosa Ingredient Factory Tbk	IBK	✓	✓	✓	✓
152	BTEK	Bumi Teknokultura Unggul Tbk	IBK	✓	✓	×	×
153	BUDI	Budi Starch and Sweetener Tbk	IBK	✓	✓	✓	✓
154	CAMP	Campina Ice Cream Industry Tbk	IBK	✓	✓	✓	✓
155	CBMF	Cahaya Bintang Medan Tbk	IBK	✓	✓	×	×
156	CEKA	Wilmar Cayaha Indonesia Tbk	IBK	✓	✓	✓	✓
157	CINT	Chitose International Tbk	IBK	✓	✓	×	×
158	CLEO	Sariguna Primatirta Tbk	IBK	✓	✓	✓	✓
159	CMRY	Cisarua Mountain Nusantara Tbk	IBK	✓	✓	✓	✓
160	COCO	Wahana Interfood Nusantara Tbk	IBK	✓	✓	✓	✓
161	CRAB	Toba Surimi Industries Tbk	IBK	✓	✓	✓	✓
162	DLTA	Delta Djakarta Tbk	IBK	✓	✓	✓	✓
163	DMND	Diamond Food Indonesia Tbk	IBK	✓	✓	✓	✓
164	DVLA	Darya Varia Laboratoria Tbk	IBK	✓	✓	✓	✓
165	ENZO	Moreno Abadi Perkasa	IBK	✓	✓	✓	✓

No	Kode	Perusahaan	Sektor	Kriteria			Hasil
				I	II	III	
		Tbk					
166	EURO	Estee Gold Feet Tbk	IBK	✓	✓	✓	✓
167	FLMC	Falmaco Nonwoven Industri Tbk	IBK	✓	✓	×	×
168	FOOD	Sentra Food Indonesia Tbk	IBK	✓	✓	×	×
169	GGRM	Gudang Garam Tbk	IBK	✓	✓	✓	✓
170	GOOD	Garuda Food Indonesia Tbk	IBK	✓	✓	✓	✓
171	HMSP	Hanjaya Mandala Sampoerna Tbk	IBK	✓	✓	✓	✓
172	HOKI	Buyung Putra Putri Jaya Tbk	IBK	✓	✓	✓	✓
173	HRTA	Hartadinata Abadi Tbk	IBK	✓	✓	✓	✓
174	IBOS	Indo Boga Sukses Tbk	IBK	✓	✓	✓	✓
175	ICBP	Indofood CBP Sukses Makmur Tbk	IBK	✓	✓	✓	✓
176	IIKP	Inti Agri Resources Tbk	IBK	✓	✓	×	×
177	IKAN	Era Mandiri Cemerlang Tbk	IBK	✓	✓	✓	✓
178	INAF	Indofarma Tbk	IBK	✓	✓	×	×
179	INDF	Indofood Sukses Makmur Tbk	IBK	✓	✓	✓	✓
180	IPPE	Indo Pureco Pratama Tbk	IBK	✓	✓	✓	✓
181	ITIC	Indonesia Tobacco Tbk	IBK	✓	✓	✓	✓
182	KAEF	Kimia Farma Tbk	IBK	✓	✓	×	×
183	KEJU	Mulia Boga Raya Tbk	IBK	✓	✓	✓	✓
184	KICI	Kedaung Indah Can Tbk	IBK	✓	✓	✓	✓
185	KINO	Kino Indonesia Tbk	IBK	✓	✓	×	×
186	KLBF	Kalbe Farma Tbk	IBK	✓	✓	✓	✓
187	KPAS	Cottonindo Ariesta Tbk	IBK	✓	×	×	×
188	LMPI	Langgeng Makmur Industri Tbk	IBK	✓	✓	×	×
189	MBTO	Martina Berto Tbk	IBK	✓	✓	×	×
190	MERK	Merck Indonesia Tbk	IBK	✓	✓	✓	✓
191	MGNA	Magna Investama Mandiri Tbk	IBK	✓	✓	×	×
192	MLBI	Multi Bintang Indonesia Tbk	IBK	✓	✓	✓	✓
193	MRAT	Mustika Ratu Tbk	IBK	✓	✓	✓	✓
194	MYOR	Mayora Indah Tbk	IBK	✓	✓	✓	✓

No	Kode	Perusahaan	Sektor	Kriteria			Hasil
				I	II	III	
195	NANO	Nanotech Indonesia Global Tbk	IBK	✓	✓	✓	✓
196	NASI	Wahana Inti Makmur Tbk	IBK	✓	✓	✓	✓
197	OLIV	Oscar Mitra Sukses Sejahtera Tbk	IBK	✓	✓	✓	✓
198	PANI	Pantai Indah Kapuk Dua Tbk	IBK	✓	✓	✓	✓
199	PCAR	Prima Cakrawala Abadi Tbk	IBK	✓	✓	✓	✓
200	PEHA	Phapros Tbk	IBK	✓	✓	✓	✓
201	PMMP	Panca Mitra Multiperdana Tbk	IBK	✓	×	✓	×
202	PSDN	Prasidha Aneka Niaga Tbk	IBK	✓	✓	×	×
203	PSGO	Palma Serasih Tbk	IBK	✓	✓	✓	✓
204	PYFA	Pyridam Farma Tbk	IBK	✓	✓	✓	✓
205	ROTI	Nippon Indosari Corpindo Tbk	IBK	✓	✓	✓	✓
206	SIDO	Industri Jamu dan Farmasi Sido Tbk	IBK	✓	✓	✓	✓
207	SKBM	Sekar Bumi Tbk	IBK	✓	✓	✓	✓
208	SKLT	Sekar Laut Tbk	IBK	✓	✓	✓	✓
209	SOFA	Boston Furniture Industries Tbk	IBK	✓	✓	✓	✓
210	SOHO	Soho Global Health Tbk	IBK	✓	✓	✓	✓
211	STTP	Siantar Top Tbk	IBK	✓	✓	✓	✓
212	TAYS	Jaya Swarasa Agung Tbk	IBK	✓	✓	✓	✓
213	TCID	Mandom Indonesia Tbk	IBK	✓	✓	✓	✓
214	TOYS	Sunindo Adipersada Tbk	IBK	✓	✓	✓	✓
215	TRGU	Cerestar Indonesia	IBK	✓	✓	✓	✓
216	TSPC	Tempo Scan Pacific Tbk	IBK	✓	✓	✓	✓
217	ULTJ	Ultra Jaya Milk Industry and Trading Company Tbk	IBK	✓	✓	✓	✓
218	UNVR	Unilever Indonesia Tbk	IBK	✓	✓	✓	✓
219	VICI	Victoria Care Indonesia Tbk	IBK	✓	✓	✓	✓
220	WIIM	Wismilak Inti Makmur Tbk	IBK	✓	✓	✓	✓
221	WMPP	Widodo Makmur Perkasa Tbk	IBK	✓	✓	×	×
222	WMUU	Widodo Makmur Unggas Tbk	IBK	✓	✓	×	×

No	Kode	Perusahaan	Sektor	Kriteria			Hasil
				I	II	III	
223	WOOD	Integra Indocabinet Tbk	IBK	✓	✓	✓	✓
Total				223	41	64	135

Keterangan Penentuan Sampel

Kriteria I	Laporan keuangan pada perusahaan manufaktur yang terdaftar di Bursa Efek Indonesia (BEI) pada tahun 2022
Kriteria II	Perusahaan manufaktur yang menggunakan rupiah pada laporan keuangan
Kriteria III	Perusahaan manufaktur yang menghasilkan laba



Lampiran 3

Daftar Sampel Penelitian

No	Kode	Nama Perusahaan	Sektor
1	AGII	Samator Indo Gas Tbk	Industri Dasar dan Kimia
2	AKPI	Argha Karya Prima Industry Tbk	Industri Dasar dan Kimia
3	ALDO	Alkindo Naratama Tbk	Industri Dasar dan Kimia
4	ALKA	Alaka Industrindo Tbk	Industri Dasar dan Kimia
5	AMFG	Asahimas Flat Glass Tbk	Industri Dasar dan Kimia
6	APLI	Asiaplast Industries Tbk	Industri Dasar dan Kimia
7	ARNA	Arya Citramulia Tbk	Industri Dasar dan Kimia
8	AVIA	Avia Avian Tbk	Industri Dasar dan Kimia
9	BTON	Betonjaya Manunggual Tbk	Industri Dasar dan Kimia
10	CAKK	Cahayaputra Asa Keramik Tbk	Industri Dasar dan Kimia
11	CHEM	Chemstar Indonesia Tbk	Industri Dasar dan Kimia
12	CPIN	Charoen Pokhand Indonesia Tbk	Industri Dasar dan Kimia
13	CPRO	Central Proteina Prima Tbk	Industri Dasar dan Kimia
14	DEPO	Caturkarda Depo Bangunan Tbk	Industri Dasar dan Kimia
15	DEWI	Dewi Shri Farmino Tbk	Industri Dasar dan Kimia
16	DPNS	Duta Pertiwi Nusantara Tbk	Industri Dasar dan Kimia
17	EKAD	Ekadharna International Tbk	Industri Dasar dan Kimia
18	ESIP	Sinergi Inti Plastindo Tbk	Industri Dasar dan Kimia
19	FASW	Fajar Surya Wisesa Tbk	Industri Dasar dan Kimia
20	GDST	Gunawan Dianjaya Steel Tbk	Industri Dasar dan Kimia
21	IFII	Indonesia Fibreboard Industry Tbk	Industri Dasar dan Kimia
22	IGAR	Champion Pacific Indonesia Tbk	Industri Dasar dan Kimia
23	IMPC	Impack Pratama Industri Tbk	Industri Dasar dan Kimia
24	INCI	Intan Wijaya International Tbk	Industri Dasar dan Kimia
25	INTP	Indocement Tunggal Prakasa Tbk	Industri Dasar dan Kimia
26	ISSP	Steel Pipe Industry of Indonesia Tbk	Industri Dasar dan Kimia
27	JPFA	Japfa Comfeed Indonesia Tbk	Industri Dasar dan Kimia
28	KDSI	Kedawung Setia Industrial Tbk	Industri Dasar dan Kimia
29	KIAS	Keramika Indonesia Assosiasi Tbk	Industri Dasar dan Kimia
30	KKES	Kusuma Kemindo Sentosa Tbk	Industri Dasar dan Kimia
31	KUAS	Ace Oldfields Tbk	Industri Dasar dan Kimia
32	LION	Lion Metal Works Tbk	Industri Dasar dan Kimia
33	MAIN	Malindo Feedmill Tbk	Industri Dasar dan Kimia
34	MARK	Mark Dynamics Indonesia Tbk	Industri Dasar dan Kimia
35	MLIA	Mulia Industrindo Tbk	Industri Dasar dan Kimia
36	MOLI	Madusari Murni Indah Tbk	Industri Dasar dan Kimia

No	Kode	Nama Perusahaan	Sektor
37	PBID	Panca Budi Idaman Tbk	Industri Dasar dan Kimia
38	PDPP	Primadaya Plastisindo Tbk	Industri Dasar dan Kimia
39	PICO	Pelangi Indah Canindo Tbk	Industri Dasar dan Kimia
40	SAMF	Saraswanti Anugerah Makmur Tbk	Industri Dasar dan Kimia
41	SBMA	Surya Biru Murni Acetylene Tbk	Industri Dasar dan Kimia
42	SINI	Singaraja Putra Tbk	Industri Dasar dan Kimia
43	SMBR	Semen Baturaja Tbk	Industri Dasar dan Kimia
44	SMCB	Solusi Bangun Indonesia Tbk	Industri Dasar dan Kimia
45	SMGR	Semen Indonesia Tbk	Industri Dasar dan Kimia
46	SMKL	Satyamitra Kemas Lestari Tbk	Industri Dasar dan Kimia
47	SPMA	Suparma Tbk	Industri Dasar dan Kimia
48	SRSN	Indo Acitama Tbk	Industri Dasar dan Kimia
49	TALF	Tunas Alfin Tbk	Industri Dasar dan Kimia
50	TOTO	Surya Toto Indonesia Tbk	Industri Dasar dan Kimia
51	TRST	Trias Sentosa Tbk	Industri Dasar dan Kimia
52	WSBP	Waskita Beton Precast Tbk	Industri Dasar dan Kimia
53	WTON	Wijaya Karya Beton Tbk	Industri Dasar dan Kimia
54	AMIN	Ateliers Mecaniques D'Indoesie Tbk	Aneka Industri
55	ARKA	Arkha Jayanti Persada Tbk	Aneka Industri
56	ASII	Astra International Tbk	Aneka Industri
57	AUTO	Astra Otoparts Tbk	Aneka Industri
58	BELL	Trisula Textile Industries Tbk	Aneka Industri
59	BOLT	Garuda Metalindo Tbk	Aneka Industri
60	CCSI	Communication Cable Systems Indonesia Tbk	Aneka Industri
61	DRMA	Dharma Polimetal Tbk	Aneka Industri
62	GPSO	Geopria Solusi Tbk	Aneka Industri
63	IMAS	Indomobil Sukses International Tbk	Aneka Industri
64	INDS	Indospring Tbk	Aneka Industri
65	ISAP	Isra Presisi Indonesia	Aneka Industri
66	JECC	Jembo Cable Company Tbk	Aneka Industri
67	KBLI	KMI Wire & Cable Manufacturing Corporatic Tbk	Aneka Industri
68	KBLM	Kabelindo Murni Tbk	Aneka Industri
69	LPIN	Multi Prima Sejahtera Tbk	Aneka Industri
70	NTBK	Nusatama Berkah Tbk	Aneka Industri
71	SCCO	Supreme Cable Manufacturing Corporatic Tbk	Aneka Industri

No	Kode	Nama Perusahaan	Sektor
72	SLIS	Gaya Abadi Sempurna Tbk	Aneka Industri
73	SMSM	Selamat Sempurna Tbk	Aneka Industri
74	STAR	Buana Artha Anugerah Tbk	Aneka Industri
75	TRIS	Trisula International Tbk	Aneka Industri
76	UCID	Uni Charm Indonesia Tbk	Aneka Industri
77	ZONE	Mega Perintis Tbk	Aneka Industri
78	ADES	Akasha Wira International Tbk	Barang Konsumsi
79	BIKE	Sepeda Bersama Indonesia Tbk	Barang Konsumsi
80	BOBA	Formosa Ingredient Factory Tbk	Barang Konsumsi
81	BUDI	Budi Starch and Sweetener Tbk	Barang Konsumsi
82	CAMP	Campina Ice Cream Industry Tbk	Barang Konsumsi
83	CEKA	Wilmar Cayaha Indonesia Tbk	Barang Konsumsi
84	CLEO	Sariguna Primatirta Tbk	Barang Konsumsi
85	CMRY	Cisarua Mountain Nusantara Tbk	Barang Konsumsi
86	COCO	Wahana Interfood Nusantara Tbk	Barang Konsumsi
87	CRAB	Toba Surimi Industries Tbk	Barang Konsumsi
88	DLTA	Delta Djakarta Tbk	Barang Konsumsi
89	DMND	Diamond Food Indonesia Tbk	Barang Konsumsi
90	DVLA	Darya Varia Laboratoria Tbk	Barang Konsumsi
91	ENZO	Moreno Abadi Perkasa Tbk	Barang Konsumsi
92	EURO	Estee Gold Feet Tbk	Barang Konsumsi
93	GGRM	Gudang Garam Tbk	Barang Konsumsi
94	GOOD	Garuda Food Indonesia Tbk	Barang Konsumsi
95	HMSP	Hanjaya Mandala Sampoerna Tbk	Barang Konsumsi
96	HOKI	Buyung Putra Putri Jaya Tbk	Barang Konsumsi
97	HRTA	Hartadinata Abadi Tbk	Barang Konsumsi
98	IBOS	Indo Boga Sukses Tbk	Barang Konsumsi
99	ICBP	Indofood CBP Sukses Makmur Tbk	Barang Konsumsi
100	IKAN	Era Mandiri Cemerlang Tbk	Barang Konsumsi
101	INDF	Indofood Sukses Makmur Tbk	Barang Konsumsi
102	IPPE	Indo Pureco Pratama Tbk	Barang Konsumsi
103	ITIC	Indonesia Tobacco Tbk	Barang Konsumsi
104	KEJU	Mulia Boga Raya Tbk	Barang Konsumsi
105	KICI	Kedaung Indah Can Tbk	Barang Konsumsi
106	KLBF	Kalbe Farma Tbk	Barang Konsumsi
107	MERK	Merck Indonesia Tbk	Barang Konsumsi
108	MLBI	Multi Bintang Indonesia Tbk	Barang Konsumsi
109	MRAT	Mustika Ratu Tbk	Barang Konsumsi
110	MYOR	Mayora Indah Tbk	Barang Konsumsi

No	Kode	Nama Perusahaan	Sektor
111	NANO	Nanotech Indonesia Global Tbk	Barang Konsumsi
112	NASI	Wahana Inti Makmur Tbk	Barang Konsumsi
113	OLIV	Oscar Mitra Sukses Sejahtera Tbk	Barang Konsumsi
114	PANI	Pantai Indah Kapuk Dua Tbk	Barang Konsumsi
115	PCAR	Prima Cakrawala Abadi Tbk	Barang Konsumsi
116	PEHA	Phapros Tbk	Barang Konsumsi
117	PSGO	Palma Serasih Tbk	Barang Konsumsi
118	PYFA	Pyridam Farma Tbk	Barang Konsumsi
119	ROTI	Nippon Indosari Corpindo Tbk	Barang Konsumsi
120	SIDO	Industri Jamu dan Farmasi Sido Tbk	Barang Konsumsi
121	SKBM	Sekar Bumi Tbk	Barang Konsumsi
122	SKLT	Sekar Laut Tbk	Barang Konsumsi
123	SOFA	Boston Furniture Industries Tbk	Barang Konsumsi
124	SOHO	Soho Global Health Tbk	Barang Konsumsi
125	STTP	Siantar Top Tbk	Barang Konsumsi
126	TAYS	Jaya Swarasa Agung Tbk	Barang Konsumsi
127	TCID	Mandom Indonesia Tbk	Barang Konsumsi
128	TOYS	Sunindo Adipersada Tbk	Barang Konsumsi
129	TRGU	Cerestar Indonesia Tbk	Barang Konsumsi
130	TSPC	Tempo Scan Pacific Tbk	Barang Konsumsi
131	ULTJ	Ultra Jaya Milk Industry and Trading Company Tbk	Barang Konsumsi
132	UNVR	Unilever Indonesia Tbk	Barang Konsumsi
133	VICI	Victoria Care Indonesia Tbk	Barang Konsumsi
134	WIIM	Wismilak Inti Makmur Tbk	Barang Konsumsi
135	WOOD	Integra Indocabinet Tbk	Barang Konsumsi

Lampiran 4


Data Perhitungan Profitabilitas

No	Kode	Laba Bersih	Total Aset	ROA
1	INTP	1,842,434,000,000	25,706,169,000,000	0.0717
2	SMBR	94,827,889,000	5,211,248,525,000	0.0182
3	SMCB	839,276,000,000	21,378,510,000,000	0.0393
4	SMGR	2,499,083,000,000	82,960,012,000,000	0.0301
5	WSBP	675,769,677,491	5,963,657,951,878	0.1133
6	WTON	171,060,047,099	9,447,528,704,261	0.0181
7	AMFG	437,370,000,000	7,466,520,000,000	0.0586
8	ARNA	581,557,410,601	2,578,868,615,545	0.2255
9	CAKK	10,551,047,972	447,970,072,779	0.0236
10	KIAS	6,553,870,572	1,065,879,552,778	0.0061
11	MARK	243,093,147,629	1,005,368,365,991	0.2418
12	MLIA	853,707,145,000	6,806,945,264,000	0.1254
13	TOTO	313,410,762,339	3,304,972,191,991	0.0948
14	ALKA	48,041,219,000	638,952,801,000	0.0752
15	BTON	39,902,398,961	344,552,996,651	0.1158
16	GDST	273,673,913,875	2,106,446,579,086	0.1299
17	ISSP	305,849,000,000	7,405,931,000,000	0.0413
18	KKES	6,215,556,761	114,434,013,523	0.0543
19	LION	2,314,362,759	684,497,878,481	0.0034
20	PICO	15,579,205,976	1,014,888,115,857	0.0154
21	AGII	103,896,000,000	8,041,989,000,000	0.0129
22	AVIA	1,400,365,000,000	10,792,122,000,000	0.1298
23	CHEM	7,016,621,357	137,718,996,489	0.0509
24	DPNS	27,428,849,986	405,675,831,614	0.0676
25	EKAD	78,079,793,270	1,221,291,885,832	0.0639
26	INCI	24,502,371,311	496,010,534,463	0.0494
27	KUAS	7,864,937,767	269,542,435,102	0.0292
28	MOLI	11,310,348,000	2,182,945,756,000	0.0052
29	SAMF	345,992,311,458	3,097,781,579,099	0.1117
30	SBMA	4,484,443,369	269,606,050,340	0.0166
31	SRSN	33,640,328,000	876,602,301,000	0.0384
32	AKPI	211,687,105,000	3,590,544,764,000	0.0590
33	APLI	46,599,136,683	468,541,883,266	0.0995
34	ESIP	916,698,764	98,498,235,572	0.0093
35	IGAR	102,314,374,301	863,638,556,466	0.1185
36	IMPC	312,502,049,594	3,435,475,875,401	0.0910
37	PBID	354,901,190,000	3,040,363,137,000	0.1167
38	PDPP	20,594,943,805	453,707,374,402	0.0454

No	Kode	Lab a Bersih	Total Aset	ROA
39	SMKL	77,086,661,593	2,024,398,917,353	0.0381
40	TALF	44,313,085,815	1,797,280,792,145	0.0247
41	TRST	166,414,000,000	5,777,073,000,000	0.0288
42	CPIN	2,930,357,000,000	39,847,545,000,000	0.0735
43	CPRO	373,978,000,000	6,833,737,000,000	0.0547
44	DEWI	7,629,588,664	158,282,188,190	0.0482
45	JPFA	1,490,931,000,000	32,690,887,000,000	0.0456
46	MAIN	26,217,657,000	5,746,998,087,000	0.0046
47	IFII	97,118,215,205	1,746,807,361,866	0.0556
48	SINI	10,654,021,317	212,080,420,622	0.0502
49	ALDO	65,764,485,236	1,568,806,950,187	0.0419
50	FASW	119,926,000,000	12,877,846,000,000	0.0093
51	KDSI	76,150,458,446	1,289,211,450,108	0.0591
52	SPMA	336,138,349,494	3,239,231,449,990	0.1038
53	DEPO	103,360,172,895	1,780,286,958,906	0.0581
54	AMIN	7,930,228,540	323,052,524,991	0.0245
55	ARKA	6,110,063,988	480,584,345,100	0.0127
56	GPSO	90,315,762	61,117,189,903	0.0015
57	NTBK	1,700,240,049	153,065,918,632	0.0111
58	ASII	40,420,000,000,000	413,297,000,000,000	0.0978
59	AUTO	1,474,280,000,000	18,521,261,000,000	0.0796
60	BOLT	80,606,684,834	1,405,279,687,983	0.0574
61	DRMA	396,869,834,810	2,682,993,618,242	0.1479
62	IMAS	562,551,000,000	57,445,068,000,000	0.0098
63	INDS	224,736,392,575	3,882,465,049,707	0.0579
64	ISAP	1,457,739,530	196,020,966,862	0.0074
65	LPIN	26,673,231,906	337,442,939,231	0.0790
66	SMSM	935,944,000,000	4,379,577,000,000	0.2137
67	BELL	29,209,247,824	525,780,962,665	0.0556
68	STAR	1,749,860,911	509,387,241,941	0.0034
69	TRIS	107,089,584,401	1,177,807,599,498	0.0909
70	UCID	313,648,000,000	8,382,538,000,000	0.0374
71	ZONE	72,940,513,980	651,781,230,958	0.1119
72	CCSI	50,129,821,000	795,180,378,000	0.0630
73	JECC	57,625,088,000	2,199,797,641,000	0.0262
74	KBLI	59,961,666,687	2,797,005,026,270	0.0214
75	KBLM	30,497,463,746	1,508,596,356,369	0.0202
76	SCCO	106,708,261,439	5,128,133,329,237	0.0208
77	SLIS	42,340,305,141	446,032,517,908	0.0949
78	ADES	364,972,000,000	1,645,582,000,000	0.2218
79	BUDI	93,065,000,000	3,173,651,000,000	0.0293

No	Kode	Lab a Bersih	Total Aset	ROA
80	CAMP	121,257,336,904	1,074,777,460,412	0.1128
81	CEKA	220,704,543,072	1,718,287,453,575	0.1284
82	CLEO	195,598,848,689	1,693,523,611,414	0.1155
83	CMRY	1,060,582,000,000	6,223,251,000,000	0.1704
84	COCO	6,620,432,696	485,054,412,584	0.0136
85	CRAB	10,397,731,280	316,483,653,347	0.0329
86	DLTA	230,065,807,000	1,307,186,367,000	0.1760
87	DMND	382,105,000,000	6,878,297,000,000	0.0556
88	ENZO	2,144,541,371	313,331,422,003	0.0068
89	GOOD	521,714,035,585	7,327,371,934,290	0.0712
90	HOKI	21,068,111,272	811,603,660,216	0.0260
91	IBOS	7,175,353,546	368,303,424,177	0.0195
92	ICBP	5,722,194,000,000	7,175,353,546,000,000	0.0008
93	IKAN	4,725,750,622	125,635,186,707	0.0376
94	INDF	9,192,569,000,000	180,433,300,000,000	0.0509
95	IPPE	3,564,619,000	290,584,130,000	0.0123
96	KEJU	117,370,750,383	860,100,358,989	0.1365
97	MLBI	924,906,000,000	3,374,502,000,000	0.2741
98	MYOR	1,970,064,538,149	22,276,160,695,411	0.0884
99	NASI	1,032,151,378	70,220,263,356	0.0147
100	PANI	288,311,135,000	15,938,444,031,000	0.0181
101	PCAR	4,932,754,628	102,809,758,188	0.0480
102	PSGO	463,631,044,013	4,140,857,067,187	0.1120
103	ROTI	432,247,722,254	4,130,321,616,083	0.1047
104	SKBM	86,635,603,936	2,042,199,577,083	0.0424
105	SKLT	74,865,302,076	1,033,289,474,829	0.0725
106	STTP	624,524,005,786	4,590,737,849,889	0.1360
107	TAYS	7,732,743,618	407,707,959,296	0.0190
108	TRGU	49,687,918,287	3,527,440,735,311	0.0141
109	ULTJ	965,486,000,000	7,376,375,000,000	0.1309
110	GGRM	2,779,742,000,000	88,562,617,000,000	0.0314
111	HMSP	6,323,744,000,000	54,786,992,000,000	0.1154
112	ITIC	23,952,323,176	553,207,312,282	0.0433
113	WIIM	249,644,129,079	2,168,793,843,296	0.1151
114	DVLA	149,375,011,000	2,009,139,485,000	0.0743
115	KLBF	3,450,083,412,291	27,241,313,025,674	0.1266
116	MERK	179,837,759,000	1,037,647,240,000	0.1733
117	PEHA	27,395,254,000	1,806,280,965,000	0.0152
118	PYFA	275,472,011,358	1,520,568,653,644	0.1812
119	SIDO	1,104,714,000,000	4,081,442,000,000	0.2707
120	SOHO	357,015,000,000	4,474,599,000,000	0.0798

No	Kode	Laba Bersih	Total Aset	ROA
121	TSPC	1,037,527,882,044	11,328,974,079,150	0.0916
122	EURO	5,881,498,000	60,613,787,000	0.0970
123	MRAT	67,812,034,137	694,780,597,799	0.0976
124	NANO	1,740,384,582	177,769,224,634	0.0098
125	TCID	18,109,470,352	2,380,657,918,106	0.0076
126	UNVR	5,364,761,000,000	18,318,114,000,000	0.2929
127	VICI	97,639,053,688	1,150,904,222,886	0.0848
128	KICI	431,268,042	181,667,554,919	0.0024
129	SOFA	843,893,534	62,050,290,153	0.0136
130	OLIV	745,107,046	69,981,050,378	0.0106
131	WOOD	177,124,125,126	6,956,345,266,754	0.0255
132	BIKE	27,306,268,547	148,576,181,120	0.1838
133	BOBA	10,738,669,242	164,088,907,388	0.0654
134	HRTA	254,127,589,783	3,849,086,552,639	0.0660
135	TOYS	1,883,385,977	362,962,760,531	0.0052



Lampiran 5

Data Perhitungan Manajemen Laba


TAC:

No	Kode	Ni	CFO	TAC	At-1
		Laba Bersih	Arus Kas		Total Aset t-1
1	INTP	1842434000000	2401773000000	-559339000000	26136114000000
2	SMBR	94827889000	411196927000	-316369038000	5271953697000
3	SMCB	839276000000	2995242000000	-2155966000000	21491023000000
4	SMGR	2499083000000	6037529000000	-3538446000000	81766327000000
5	WSBP	675769677491	151945946515	523823730976	6882077282159
6	WTON	171060047099	25538790864	145521256235	9082511044439
7	AMFG	437370000000	815751000000	-378381000000	7403476000000
8	ARNA	581557410601	465550947703	116006462898	2243523072803
9	CAKK	10551047972	-1906909864	12457957836	441223941897
10	KIAS	6553870572	1344232559	5209638013	1000024467440
11	MARK	243093147629	205457685653	37635461976	1078458868349
12	MLIA	853707145000	796189896000	57517249000	6121601356000
13	TOTO	313410762339	326550904577	-13140142238	3236330922409
14	ALKA	48041219000	177714193000	-129672974000	499393053000
15	BTON	39902398961	62155863732	-22253464771	270669540064
16	GDST	273673913875	213020142290	60653771585	1583979016422
17	ISSP	305849000000	-31546000000	337395000000	7097322000000
18	KKES	6215556761	4844001240	1371555521	112100477269
19	LION	2314362759	-42365251223	44679613982	686806547986
20	PICO	15579205976	2230139088	13349066888	1073888124690
21	AGII	103896000000	522544000000	-418648000000	8164599000000
22	AVIA	1400365000000	1461499000000	-61134000000	10873760000000
23	CHEM	7016621357	-12657014552	19673635909	90598393183
24	DPNS	27428849986	20535102844	6893747142	362242571405
25	EKAD	78079793270	96207941831	-18128148561	1165564745263
26	INCI	24502371311	16216277209	8286094102	510698600200
27	KUAS	7864937767	-14257143095	22122080862	262419785855
28	MOLI	11310348000	127219093000	-115908745000	2275216679000
29	SAMF	345992311458	93102084321	252890227137	1763123879245
30	SBMA	4484443369	7822303211	-3337859842	250618755797
31	SRSN	33640328000	24091201000	9549127000	860162908000
32	AKPI	211687105000	139896725000	71790380000	3335740359000
33	APLI	46599136683	74017056005	-27417919322	431280653664
34	ESIP	916698764	2247758662	-1331059898	84582663843
35	IGAR	102314374301	30505529896	71808844405	809371584010
36	IMPC	312502049594	228972246510	83529803084	2858166022131
37	PBID	354901190000	209776561000	145124629000	2795959663000
38	PDPP	20594943805	17192221089	3402722716	300831629756

No	Kode	Ni	CFO	TAC	At-1
		Laba Bersih	Arus Kas		Total Aset t-1
39	SMKL	77086661593	66330867616	10755793977	1908641505907
40	TALF	44313085815	-9549425914	53862511729	1569929936844
41	TRST	166414000000	162263000000	4151000000	4628831000000
42	CPIN	2930357000000	1673887000000	1256470000000	35446051000000
43	CPRO	373978000000	284210000000	89768000000	6444438000000
44	DEWI	7629588664	-35404329763	43033918427	85111029983
45	JPFA	1490931000000	1426749000000	64182000000	28589656000000
46	MAIN	26217657000	-268953194000	295170851000	5436745210000
47	IFII	97118215205	89461979883	7656235322	1158730182419
48	SINI	10654021317	-15047912042	25701933359	174987775320
49	ALDO	65764485236	21729400130	44035085106	1210809442028
50	FASW	119926000000	1573887000000	-1453961000000	13302224000000
51	KDSI	76150458446	98074670511	-21924212065	1353868759222
52	SPMA	336138349494	919207028563	-583068679069	2746153295147
53	DEPO	103360172895	52049252330	51310920565	1691271401111
54	AMIN	7930228540	19925105399	-11994876859	311496780738
55	ARKA	6110063988	9982045394	-3871981406	463343986900
56	GPSO	90315762	2131820515	-2041504753	63233820863
57	NTBK	1700240049	-20384455628	22084695677	61520365965
58	ASII	4042000000000	3734200000000	3078000000000	36731100000000
59	AUTO	1474280000000	708436000000	765844000000	16947148000000
60	BOLT	80606684834	34831381733	45775303101	1368411097483
61	DRMA	396869834810	269006659931	127863174879	2536928133488
62	IMAS	562551000000	1899857000000	-1337306000000	51023608000000
63	INDS	224736392575	290588668566	-65852275991	3538818568392
64	ISAP	1457739530	-133613535799	135071275329	28792833714
65	LPIN	26673231906	-19965136674	46638368580	310880071852
66	SMSM	935944000000	1063865000000	-127921000000	3868862000000
67	BELL	29209247824	15219193748	13990054076	524473606697
68	STAR	1749860911	1035328452	714532459	508447134690
69	TRIS	107089584401	71064448465	36025135936	1060742742644
70	UCID	313648000000	273361000000	40287000000	7777887000000
71	ZONE	72940513980	102017251088	-29076737108	562739101102
72	CCSI	50129821000	-29268613000	79398434000	523443664000
73	JECC	57625088000	-155061768000	212686856000	1736977382000
74	KBLI	59961666687	-176261580673	236223247360	2725242711423
75	KBLM	30497463746	75739530044	-45242066298	1497181021456
76	SCCO	106708261439	-293619328630	400327590069	4696875916384
77	SLIS	42340305141	-13948417311	56288722452	395546064266
78	ADES	364972000000	312748000000	52224000000	1304108000000
79	BUDI	93065000000	31245000000	61820000000	2993218000000
80	CAMP	121257336904	178373991059	-57116654155	1146235578463
81	CEKA	220704543072	11867530566	208837012506	1697387196209

No	Kode	Ni	CFO	TAC	At-1
		Laba Bersih	Arus Kas		Total Aset t-1
82	CLEO	195598848689	190077226164	5521622525	1348181576913
83	CMRY	1060582000000	485962000000	574620000000	5603779000000
84	COCO	6620432696	-77748378471	84368811167	370684311428
85	CRAB	10397731280	2785852087	7611879193	289436624890
86	DLTA	230065807000	196829126000	33236681000	1308722065000
87	DMND	382105000000	-99776000000	481881000000	6297287000000
88	ENZO	2144541371	-31744701654	33889243025	294416024814
89	GOOD	521714035585	622229731268	-100515695683	6766602280143
90	HOKI	21068111272	208500977805	-187432866533	987563580363
91	IBOS	7175353546	-10595822185	17771175731	202565172947
92	ICBP	5722194000000	8804494000000	-3082300000000	118015311000000
93	IKAN	4725750622	7627218415	-2901467793	129081871589
94	INDF	9192569000000	13587686000000	-4395117000000	179271840000000
95	IPPE	3564619000	10134121000	-6569502000	284301347000
96	KEJU	117370750383	64694068640	52676681743	767726284113
97	MLBI	924906000000	1490060000000	-565154000000	2922017000000
98	MYOR	1970064538149	1619570638186	350493899963	19917653265528
99	NASI	1032151378	-10670763425	11702914803	67761107871
100	PANI	288311135000	604773985000	-316462850000	13296259876000
101	PCAR	4932754628	12883568724	-7950814096	100382982900
102	PSGO	463631044013	534655519938	-71024475925	3731907652769
103	ROTI	432247722254	726581686414	-294333964160	4191284422677
104	SKBM	86635603936	102191880734	-15556276798	1970428120056
105	SKLT	74865302076	16414344843	58450957233	889125250792
106	STTP	624524005786	677186311780	-52662305994	3919243683748
107	TAYS	7732743618	-13813103995	21545847613	377422657739
108	TRGU	49687918287	-643332394543	693020312830	1981063656588
109	ULTJ	965486000000	259846000000	705640000000	7406856000000
110	GGRM	2779742000000	9867984000000	-7088242000000	89964369000000
111	HMSP	6323744000000	7355336000000	-1031592000000	53090428000000
112	ITIC	23952323176	31371142434	-7418819258	526704173504
113	WIIM	249644129079	300474180409	-50830051330	1891169731202
114	DVLA	149375011000	-16060100000	165435111000	2082911322000
115	KLBF	3450083412291	1271888674258	2178194738033	25666635156271
116	MERK	179837759000	110323210000	69514549000	1026266866000
117	PEHA	27395254000	172983076000	-145587822000	1838539299000
118	PYFA	275472011358	5483384797	269988626561	806221575272
119	SIDO	1104714000000	1107137000000	-2423000000	4068970000000
120	SOHO	357015000000	368904000000	-11889000000	4021919000000
121	TSPC	1037527882044	485838424444	551689457600	9644326662784
122	EURO	5881498000	7248451000	-1366953000	21664481000
123	MRAT	67812034137	-74510674513	142322708650	578260975588
124	NANO	1740384582	2491884256	-751499674	41756444025

No	Kode	Ni	CFO	TAC	At-1
		Laba Bersih	Arus Kas		Total Aset t-1
125	TCID	18109470352	90067736824	-71958266472	2300804864960
126	UNVR	5364761000000	8061314000000	-2696553000000	19068532000000
127	VICI	97639053688	118960501351	-21321447663	997797006411
128	KICI	431268042	-732603263	1163871305	185698138869
129	SOFA	843893534	7849604884	-7005711350	64101498956
130	OLIV	745107046	-27241455548	27986562594	30750634478
131	WOOD	177124125126	88059422068	89064703058	6801034778630
132	BIKE	27306268547	-45080739919	72387008466	135767632543
133	BOBA	10738669242	8088371090	2650298152	147435386311
134	HRTA	254127589783	31235728934	222891860849	3478074220547
135	TOYS	1883385977	1675731220	207654757	365265799573



LANJUTAN TAC

TACt/At-1	1/At-1	REV	REV t-1	Δ REVt	Δ REVt/At-1
		Pendapatan	Pendapatan t-1		
-0.0214	0.00000000000003826	1632827800000	1477190600000	1556372000000	0.0595
-0.0600	0.00000000000018968	1881767356000	1751585770000	130181586000	0.0247
-0.1003	0.0000000000004653	1226204800000	1121818100000	1043867000000	0.0486
-0.0433	0.0000000000001223	3637859700000	3670230100000	-323704000000	-0.0040
0.0761	0.00000000000014530	2062171056660	1380071332830	682099723830	0.0991
0.0160	0.00000000000011010	6003788032167	4458987837356	1544800194811	0.1701
-0.0511	0.00000000000013507	5571767000000	4748139000000	823628000000	0.1112
0.0517	0.00000000000044573	2586665297217	2554880982584	31784314633	0.0142
0.0282	0.000000000000226642	250320655340	270440097202	-20119441862	-0.0456
0.0052	0.00000000000099998	647952496309	552465600178	95486896131	0.0955
0.0349	0.00000000000092725	823656040401	1193506756539	-369850716138	-0.3429
0.0094	0.00000000000016336	5073812958000	4450121257000	623691701000	0.1019
-0.0041	0.00000000000030899	2086058728390	1831956807551	254101920839	0.0785
-0.2597	0.000000000000200243	4131540432000	3470466702000	661073730000	1.3238
-0.0822	0.000000000000369454	152170646020	112730081720	39440564300	0.1457
0.0383	0.00000000000063132	2594504651438	1672251184142	922253467296	0.5822
0.0475	0.00000000000014090	6255945000000	5378808000000	877137000000	0.1236
0.0122	0.000000000000892057	230719095046	226399755093	4319339953	0.0385
0.0651	0.000000000000145601	408811497547	300280285514	108531212033	0.1580
0.0124	0.00000000000093120	549569631061	455740836133	93828794928	0.0874
-0.0513	0.00000000000012248	2612464000000	2738813000000	-126349000000	-0.0155
-0.0056	0.00000000000009196	6694171000000	6779643000000	-85472000000	-0.0079
0.2172	0.000000000001103772	12752308227	89623687082	-76871378855	-0.8485
0.0190	0.000000000000276058	200912586007	147210449631	53702136376	0.1482
-0.0156	0.00000000000085795	614476876092	629879334779	-15402458687	-0.0132
0.0162	0.000000000000195810	478206615319	520716778853	-42510163534	-0.0832
0.0843	0.000000000000381069	153828140683	139351624614	14476516069	0.0552
-0.0509	0.00000000000043952	1515319792000	1612054076000	-96734284000	-0.0425
0.1434	0.00000000000056718	3689403867254	1852362345299	1837041521955	1.0419
-0.0133	0.000000000000399012	103643140314	88261234963	15381905351	0.0614
0.0111	0.000000000000116257	977707591000	907832649000	69874942000	0.0812
0.0215	0.00000000000029978	3105631649000	2702959888000	402671761000	0.1207
-0.0636	0.000000000000231868	526828140182	420717433375	106110706807	0.2460
-0.0157	0.000000000000182275	65153137841	53930872482	11222265359	0.1327
0.0887	0.000000000000123553	1083672730660	970111806482	113560924178	0.1403

TACt/At-1	1/At-1	REV	REV t-1	ΔREVt	ΔREVt/At-1
		Pendapatan	Pendapatan t-1		
0.0292	0.00000000000034987	2808698656787	2227367211794	581331444993	0.2034
0.0519	0.00000000000035766	5030424255000	4441512773000	588911482000	0.2106
0.0113	0.000000000000332412	339197903920	318999156922	20198746998	0.0671
0.0056	0.00000000000052393	2223928484187	2119868420179	104060064008	0.0545
0.0343	0.00000000000063697	1318100566433	1047891188545	270209377888	0.1721
0.0009	0.00000000000021604	3819385000000	3652442000000	166943000000	0.0361
0.0354	0.0000000000002821	5686754400000	5169824900000	5169295000000	0.1458
0.0139	0.00000000000015517	8242343000000	8028078000000	2142650000000	0.0332
0.5056	0.00000000001174936	137336680282	82133260271	55203420011	0.6486
0.0022	0.00000000000003498	48972085000000	44878300000000	40937850000000	0.1432
0.0543	0.00000000000018393	11101647275000	9130618395000	1971028880000	0.3625
0.0066	0.00000000000086301	867146336664	714581513385	152564823279	0.1317
0.1469	0.000000000000571468	413645245865	380340837138	33304408727	0.1903
0.0364	0.00000000000082589	1401914243306	1457266932664	-55352689358	-0.0457
-0.1093	0.00000000000007518	10890282000000	11932773000000	-1042491000000	-0.0784
-0.0162	0.00000000000073862	2352412014545	2241085126185	111326888360	0.0822
-0.2123	0.00000000000036415	3138054094849	2794452671851	343601422998	0.1251
0.0303	0.00000000000059127	2572466670146	2329490453945	242976216201	0.1437
-0.0385	0.000000000000321031	217836301363	182184441799	35651859564	0.1145
-0.0084	0.000000000000215822	213082547296	72426729694	140655817602	0.3036
-0.0323	0.000000000001581432	15209318316	11291724780	3917593536	0.0620
0.3590	0.00000000001625478	101879539632	52798355960	49081183672	0.7978
0.0084	0.00000000000000272	30137900000000	23348500000000	67894000000000	0.1848
0.0452	0.00000000000005901	18579927000000	15151663000000	34282640000000	0.2023
0.0335	0.00000000000073077	1415021293643	1181849268110	233172025533	0.1704
0.0504	0.00000000000039418	3905415064469	2913262716998	992152347471	0.3911
-0.0262	0.00000000000001960	25581929000000	19174995000000	64069340000000	0.1256
-0.0186	0.00000000000028258	3642215794469	3008688064066	633527730403	0.1790
4.6911	0.00000000003473086	20933090413	16410814836	4522275577	0.1571
0.1500	0.00000000000321667	172638332781	120475047471	52163285310	0.1678
-0.0331	0.00000000000025847	4894164000000	4162931000000	731233000000	0.1890
0.0267	0.00000000000190667	461846092519	428170870794	33675221725	0.0642
0.0014	0.00000000000196677	4527998678	3896547467	631451211	0.0012
0.0340	0.00000000000094274	1498011822265	1098352842355	399658979910	0.3768
0.0052	0.00000000000012857	10317193000000	9116592000000	1200601000000	0.1544
-0.0517	0.00000000000177702	672881397294	463875808021	209005589273	0.3714

TACt/At-1	1/At-1	REV	REV t-1	ΔREVt	ΔREVt/At-1
		Pendapatan	Pendapatan t-1		
0.1517	0.000000000000191043	615332096000	422882541000	192449555000	0.3677
0.1224	0.000000000000057571	2816473345000	1721401131000	1095072214000	0.6304
0.0867	0.000000000000036694	2221091331884	1761740449027	459350882857	0.1686
-0.0302	0.000000000000066792	1514907831143	1214204113826	300703717317	0.2008
0.0852	0.000000000000021291	5469205561730	5020992336635	448213225095	0.0954
0.1423	0.000000000000252815	487151646729	448363550268	38788096461	0.0981
0.0400	0.000000000000076681	1290992000000	935075000000	355917000000	0.2729
0.0207	0.000000000000033409	3382326000000	3374782000000	7544000000	0.0025
-0.0498	0.000000000000087242	1129360552136	1019133657275	110226894861	0.0962
0.1230	0.000000000000058914	6143759424928	5359440530374	784318894554	0.4621
0.0041	0.000000000000074174	1358708497805	1103519743574	255188754231	0.1893
0.1025	0.00000000000017845	6378348000000	4095689000000	2282659000000	0.4073
0.2276	0.000000000000269771	289795165323	224437956140	65357209183	0.1763
0.0263	0.0000000000000345499	571159213866	658766931935	-87607718069	-0.3027
0.0254	0.000000000000076410	778744315000	681205785000	97538530000	0.0745
0.0765	0.00000000000015880	8461768000000	6973718000000	1488050000000	0.2363
0.1151	0.0000000000000339655	500912131206	1129864264910	-628952133704	-2.1363
-0.0149	0.00000000000014778	10510942813705	8799579901024	1711362912681	0.2529
-0.1898	0.000000000000101259	925708985640	933597187584	-7888201944	-0.0080
0.0877	0.000000000000493668	78494559551	62317450705	16177108846	0.0799
-0.0261	0.00000000000000847	6479751600000	5680373300000	7993783000000	0.0677
-0.0225	0.0000000000000774702	113336252373	111367220162	1969032211	0.0153
-0.0245	0.00000000000000558	110830272000000	99345618000000	11484654000000	0.0641
-0.0231	0.0000000000000351739	35020275000	30017394000	5002881000	0.0176
0.0686	0.000000000000130255	1044368857579	1042307144847	2061712732	0.0027
-0.1934	0.000000000000034223	3114907000000	2473681000000	641226000000	0.2194
0.0176	0.000000000000005021	30669405967404	27904558322183	2764847645221	0.1388
0.1727	0.000000000001475773	59036498441	45222329013	13814169428	0.2039
-0.0238	0.00000000000007521	872132130000	316182830000	555949300000	0.0418
-0.0792	0.0000000000000996185	228289602674	161842458341	66447144333	0.6619
-0.0190	0.000000000000026796	1972824875264	1766254650794	206570224470	0.0554
-0.0702	0.000000000000023859	3935182048668	3287623237457	647558811211	0.1545
-0.0079	0.000000000000050750	3802296289773	3847887478570	-45591188797	-0.0231
0.0657	0.000000000000112470	1539310803104	1356846112540	182464690564	0.2052
-0.0134	0.000000000000025515	4931553771470	4241856914012	689696857458	0.1760
0.0571	0.000000000000264955	332022697554	315940242985	16082454569	0.0426

TACt/At-1	1/At-1	REV	REV t-1	ΔREVt	ΔREVt/At-1
		Pendapatan	Pendapatan t-1		
0.3498	0.00000000000050478	3612965915354	3420557279845	192408635509	0.0971
0.0953	0.00000000000013501	7656252000000	6616642000000	1039610000000	0.1404
-0.0788	0.00000000000001112	124682692000000	124881266000000	-1985740000000	-0.0022
-0.0194	0.00000000000001884	111211321000000	988747840000000	123365370000000	0.2324
-0.0141	0.000000000000189860	279179553590	238398863725	40780689865	0.0774
-0.0269	0.00000000000052877	3704350294106	2733691702981	970658591125	0.5133
0.0794	0.00000000000048010	1917041442000	1900893602000	16147840000	0.0078
0.0849	0.00000000000003896	28933502646719	26261194512313	2672308134406	0.1041
0.0677	0.000000000000097441	1124599738000	1064394815000	60204923000	0.0587
-0.0792	0.00000000000054391	1168474434000	1051444342000	117030092000	0.0637
0.3349	0.00000000000124035	715425027099	630530235961	84894791138	0.1053
-0.0006	0.00000000000024576	3865523000000	4020980000000	-1554570000000	-0.0382
-0.0030	0.00000000000024864	7290121000000	7076164000000	2139570000000	0.0532
0.0572	0.00000000000010369	12254369318120	11234443003639	1019926314481	0.1058
-0.0631	0.000000000004615850	30319967000	24878124000	5441843000	0.2512
0.2461	0.00000000000172932	285177566612	326794571097	-41617004485	-0.0720
-0.0180	0.000000000002394840	44703763905	26773651713	17930112192	0.4294
-0.0313	0.00000000000043463	2044821803111	1850311080131	194510722980	0.0845
-0.1414	0.0000000000005244	41218881000000	39545959000000	16729220000000	0.0877
-0.0214	0.00000000000100221	1045720530167	1153102243817	-107381713650	-0.1076
0.0063	0.00000000000538508	82415191372	125731234714	-43316043342	-0.2333
-0.1093	0.000000000001560026	47025953448	37446026309	9579927139	0.1494
0.9101	0.000000000003251965	57596429827	50357169856	7239259971	0.2354
0.0131	0.00000000000014704	4526699532441	5416331556250	-889632023809	-0.1308
0.5332	0.00000000000736553	225819967231	178523593335	47296373896	0.3484
0.0180	0.00000000000678263	121509213864	74192403040	47316810824	0.3209
0.0641	0.00000000000028752	6918453560506	5237905426180	1680548134326	0.4832
0.0006	0.00000000000273773	138896182203	124609858073	14286324130	0.0391

LANJUTAN TAC

PPEt Aset Tetap	PPE/At- 1	β_1	β_2	β_3	Δ REC (Piutang)		Δ RECt
					Δ REC	Δ REC t-1	
14894921000000	0.5699	0.499	-0.019	-0.028	2685695000000	2617718000000	67977000000
4043993169000	0.7671	0.499	-0.019	-0.028	224236681000	182826598000	41410083000
15260436000000	0.7101	0.499	-0.019	-0.028	2881470000000	2415811000000	465659000000
57805992000000	0.7070	0.499	-0.019	-0.028	5884666000000	6049505000000	-164839000000
3680901556393	0.5349	0.499	-0.019	-0.028	858355034965	1362341886336	-503986851371
3045751191074	0.3353	0.499	-0.019	-0.028	2978098823832	2318874006208	659224817624
48120900000000	0.6500	0.499	-0.019	-0.028	5944800000000	5032760000000	912040000000
945337647904	0.4214	0.499	-0.019	-0.028	735091607771	682451252832	52640354939
309378361994	0.7012	0.499	-0.019	-0.028	23873477724	45638877209	-21765399485
665522179042	0.6655	0.499	-0.019	-0.028	255706828326	197551269870	58155558456
561112557410	0.5203	0.499	-0.019	-0.028	93927154776	195276230305	-101349075529
4437447230000	0.7249	0.499	-0.019	-0.028	740883233000	735910735000	4972498000
720066028096	0.2225	0.499	-0.019	-0.028	480129847492	472815800095	7314047397
11086794000	0.0222	0.499	-0.019	-0.028	623075353000	484942217000	138133136000
7389816682	0.0273	0.499	-0.019	-0.028	17998577322	7468747307	10529830015
1254871539583	0.7922	0.499	-0.019	-0.028	131501770940	82562805809	48938965131
2471517000000	0.3482	0.499	-0.019	-0.028	1161566000000	1021202000000	140364000000
7107460849	0.0634	0.499	-0.019	-0.028	60613429528	57307455447	3305974081
83853311663	0.1221	0.499	-0.019	-0.028	141004762666	139884800951	1119961715
116066744828	0.1081	0.499	-0.019	-0.028	162031846293	142853760379	19178085914
5469351000000	0.6699	0.499	-0.019	-0.028	6791570000000	6874190000000	-82620000000
15880860000000	0.1460	0.499	-0.019	-0.028	26244440000000	27206150000000	-961710000000
28164473096	0.3109	0.499	-0.019	-0.028	52817061403	42564878416	10252182987
10395937743	0.0287	0.499	-0.019	-0.028	17496640591	22234408383	-4737767792
467945008363	0.4015	0.499	-0.019	-0.028	75145827718	84009934053	-8864106335
190944179433	0.3739	0.499	-0.019	-0.028	84458588858	143304402192	-58845813334
54317256062	0.2070	0.499	-0.019	-0.028	58683560842	50983207993	7700352849
1088629602000	0.4785	0.499	-0.019	-0.028	256884820000	263556575000	-6671755000
378737389609	0.2148	0.499	-0.019	-0.028	601000099271	503573717455	97426381816
227537066528	0.9079	0.499	-0.019	-0.028	23775019520	24137279894	-362260374
334576636000	0.3890	0.499	-0.019	-0.028	181007017000	122670238000	58336779000
1996400411000	0.5985	0.499	-0.019	-0.028	583700329000	580350653000	3349676000
226523052428	0.5252	0.499	-0.019	-0.028	58031018638	54293191641	3737826997
61929598893	0.7322	0.499	-0.019	-0.028	13752260492	9031634880	4720625612
121859771717	0.1506	0.499	-0.019	-0.028	182939005532	208520472116	-25581466584
1088481164598	0.3808	0.499	-0.019	-0.028	481683511113	374550945389	107132565724
1061752620000	0.3797	0.499	-0.019	-0.028	343065458000	330152106000	12913352000
218675292715	0.7269	0.499	-0.019	-0.028	42648714327	26929193390	15719520937
1024913209712	0.5370	0.499	-0.019	-0.028	530036580758	484405921067	45630659691
1145732465164	0.7298	0.499	-0.019	-0.028	279729777263	218242175938	61487601325
3483034000000	0.7525	0.499	-0.019	-0.028	6921640000000	7560600000000	-638960000000
17627978000000	0.4973	0.499	-0.019	-0.028	20938380000000	17943580000000	2994800000000

PPEt Aset Tetap	PPE/At- 1	β_1	β_2	β_3	AREC (Piutang)		ARECt
					AREC	AREC t-1	
3971104000000	0.6162	0.499	-0.019	-0.028	634396000000	533368000000	101028000000
44490924814	0.5227	0.499	-0.019	-0.028	12002495725	9241692853	2760802872
1249717700000	0.4371	0.499	-0.019	-0.028	2496061000000	2428541000000	67520000000
2538986813000	0.4670	0.499	-0.019	-0.028	525527363000	505103864000	20423499000
1312231513700	1.1325	0.499	-0.019	-0.028	65981527964	72731990124	-6750462160
62153373745	0.3552	0.499	-0.019	-0.028	40180480615	14615713034	25564767581
849985771718	0.7020	0.499	-0.019	-0.028	250563540410	319503638831	-68940098421
9178759000000	0.6900	0.499	-0.019	-0.028	1286920000000	2194629000000	-907709000000
498613362988	0.3683	0.499	-0.019	-0.028	333523419870	360613417747	-27089997877
1829176330361	0.6661	0.499	-0.019	-0.028	212204963303	216491051679	-4286088376
504734905416	0.2984	0.499	-0.019	-0.028	12124051077	6943112530	5180938547
100699802793	0.3233	0.499	-0.019	-0.028	55161259125	47698047057	7463212068
72091230280	0.1556	0.499	-0.019	-0.028	82513535353	57120964606	25392570747
22744902611	0.3597	0.499	-0.019	-0.028	7016095170	3950443639	3065651531
19656292080	0.3195	0.499	-0.019	-0.028	19663537813	8404277927	11259259886
5953600000000	0.1621	0.499	-0.019	-0.028	7183900000000	6076100000000	1107800000000
3194223000000	0.1885	0.499	-0.019	-0.028	2690184000000	2090742000000	599442000000
605332720525	0.4424	0.499	-0.019	-0.028	258798821519	214047029925	44751791594
937468756482	0.3695	0.499	-0.019	-0.028	635702332439	499315037183	136387295256
1803620200000	0.3535	0.499	-0.019	-0.028	12645517000000	10580614000000	2064903000000
1834187181613	0.5183	0.499	-0.019	-0.028	667859243839	565147946286	102711297553
19587995640	0.6803	0.499	-0.019	-0.028	1564555458	1711625205	-147069747
7022071409	0.0226	0.499	-0.019	-0.028	53550238318	30767626906	22782611412
841910000000	0.2176	0.499	-0.019	-0.028	908482000000	947331000000	-38849000000
173259793119	0.3303	0.499	-0.019	-0.028	113973328516	117301913909	-3328585393
163852638	0.0003	0.499	-0.019	-0.028	396214949	368906105	27308844
298801605600	0.2817	0.499	-0.019	-0.028	280053358544	236138722854	43914635690
2188920000000	0.2814	0.499	-0.019	-0.028	2648758000000	2180946000000	467812000000
96766006629	0.1720	0.499	-0.019	-0.028	27251465254	19999232482	7252232772
257369479000	0.4917	0.499	-0.019	-0.028	73104757000	64280190000	8824567000
504358486000	0.2904	0.499	-0.019	-0.028	852473039000	460202583000	392270456000
411643848860	0.1510	0.499	-0.019	-0.028	733276801381	487246352268	246030449113
1063127722497	0.7101	0.499	-0.019	-0.028	238322447223	153879456709	84442990514
2972331197166	0.6328	0.499	-0.019	-0.028	571574969375	271314196718	300260772657
61490635172	0.1555	0.499	-0.019	-0.028	183340759610	158341077914	24999681696
708363000000	0.5432	0.499	-0.019	-0.028	191411000000	165773000000	25638000000
1582871000000	0.5288	0.499	-0.019	-0.028	885434000000	851982000000	33452000000
223673837741	0.1951	0.499	-0.019	-0.028	127643820789	112356745007	15287075782
269389502266	0.1587	0.499	-0.019	-0.028	846687181803	565190856216	281496325587
1212528185222	0.8994	0.499	-0.019	-0.028	189621583115	125895726118	63725856997
1266586000000	0.2260	0.499	-0.019	-0.028	780455000000	656520000000	123935000000
113353753899	0.3058	0.499	-0.019	-0.028	139010299053	94235811605	44774487448
62673450121	0.2165	0.499	-0.019	-0.028	52163404897	78176434061	-26013029164

PPEt Aset Tetap	PPE/At- 1	β_1	β_2	β_3	AREC (Piutang)		ARECt
					AREC	AREC t-1	
83554198000	0.0638	0.499	-0.019	-0.028	134292693000	110119370000	24173323000
2298522000000	0.3650	0.499	-0.019	-0.028	985129000000	993941000000	-8812000000
70087981104	0.2381	0.499	-0.019	-0.028	25661143580	67650613905	-41989470325
3176839184209	0.4695	0.499	-0.019	-0.028	810862801394	673799210882	137063590512
329698912588	0.3339	0.499	-0.019	-0.028	179600625733	282957139963	-103356514230
265275612747	1.3096	0.499	-0.019	-0.028	2376547288	1208839413	1167707875
14520941000000	0.1230	0.499	-0.019	-0.028	7228164000000	6834281000000	393883000000
24354060931	0.1887	0.499	-0.019	-0.028	11106822549	27015828741	-15909006192
47410528000000	0.2645	0.499	-0.019	-0.028	9000849000000	8464306000000	536543000000
185549109000	0.6526	0.499	-0.019	-0.028	1541185000	1735262000	-194077000
200543193693	0.2612	0.499	-0.019	-0.028	135271162217	135131613276	139548941
1468317000000	0.5025	0.499	-0.019	-0.028	446937000000	329199000000	117738000000
6644507001686	0.3336	0.499	-0.019	-0.028	6604769097906	6079369030833	525400067073
23366671395	0.3448	0.499	-0.019	-0.028	12057197696	10611063089	1446134607
39405308000	0.0030	0.499	-0.019	-0.028	548699834000	1381355105000	-832655271000
15796905815	0.1574	0.499	-0.019	-0.028	34944343600	40412611863	-5468268263
1108936889645	0.2972	0.499	-0.019	-0.028	80752839999	156978273837	-76225433838
2493688246380	0.5950	0.499	-0.019	-0.028	492829811206	386527573728	106302237478
421445662260	0.2139	0.499	-0.019	-0.028	457011392617	458794744434	-1783351817
438766634381	0.4935	0.499	-0.019	-0.028	184191974869	161129401781	23062573088
1585273559920	0.4045	0.499	-0.019	-0.028	509036450276	520518895636	-11482445360
126246587049	0.3345	0.499	-0.019	-0.028	63314862194	75918686296	-12603824102
1145325893446	0.5781	0.499	-0.019	-0.028	785405391104	231016403339	554388987765
2260183000000	0.3051	0.499	-0.019	-0.028	686527000000	686952000000	-425000000
32426439000000	0.3604	0.499	-0.019	-0.028	2181496000000	2773872000000	-592376000000
6697429000000	0.1262	0.499	-0.019	-0.028	3393885000000	2896599000000	497286000000
394722927720	0.7494	0.499	-0.019	-0.028	6329896725	14844577500	-8514680775
260434186829	0.1377	0.499	-0.019	-0.028	124462101465	99756371655	24705729810
398577346000	0.1914	0.499	-0.019	-0.028	556433743	468412673	88021070
7956585670346	0.3100	0.499	-0.019	-0.028	4787767807083	3545142655612	1242625151471
218547031000	0.2130	0.499	-0.019	-0.028	216179774000	54693853692	161485920308
582904111000	0.3170	0.499	-0.019	-0.028	469509796000	440309466000	29200330000
833453284585	1.0338	0.499	-0.019	-0.028	151755050946	100991214208	50763836738
1610837000000	0.3959	0.499	-0.019	-0.028	688704000000	667090000000	21614000000
383520000000	0.0954	0.499	-0.019	-0.028	1415146000000	1094733000000	320413000000
2925265890377	0.3033	0.499	-0.019	-0.028	1416694777698	1180258737299	236436040399
18523302000	0.8550	0.499	-0.019	-0.028	34262276000	2148415000	32113861000
49266249003	0.0852	0.499	-0.019	-0.028	176895809501	225820288163	-48924478662
49819379298	1.1931	0.499	-0.019	-0.028	8469257685	1977866055	6491391630
692349461429	0.3009	0.499	-0.019	-0.028	380611571534	370070325870	10541245664
9536027000000	0.5001	0.499	-0.019	-0.028	767499000000	4516555000000	-3749056000000
292498727672	0.2931	0.499	-0.019	-0.028	249987330482	272095827412	-22108496930
33164624870	0.1786	0.499	-0.019	-0.028	18352427141	20474051212	-2121624071

PPEt Aset Tetap	PPE/At- 1	β_1	β_2	β_3	Δ REC (Piutang)		Δ RECt
					Δ REC	Δ REC t-1	
34895856642	0.5444	0.499	-0.019	-0.028	16799633	18012765	-1213132
7055253430	0.2294	0.499	-0.019	-0.028	16186056403	4993569765	11192486638
2002881849097	0.2945	0.499	-0.019	-0.028	505891689884	176975053057	328916636827
105320155	0.0008	0.499	-0.019	-0.028	86066973940	85602069684	464904256
109383871766	0.7419	0.499	-0.019	-0.028	19524064443	5879521591	13644542852
203957308836	0.0586	0.499	-0.019	-0.028	806353942973	1032279590207	-225925647234
11481649144	0.0314	0.499	-0.019	-0.028	106865290198	107351673280	-486383082



NDA

NO	Kode	I/At-1	ΔREVt	ΔRECt
1	INTP	0.00000000000001909	1556372000000	67977000000
2	SMBR	0.00000000000009465	130181586000	41410083000
3	SMCB	0.00000000000002322	1043867000000	465659000000
4	SMGR	0.00000000000000610	-323704000000	-164839000000
5	WSBP	0.00000000000007251	682099723830	-503986851371
6	WTON	0.00000000000005494	1544800194811	659224817624
7	AMFG	0.00000000000006740	823628000000	91204000000
8	ARNA	0.00000000000022242	31784314633	52640354939
9	CAKK	0.00000000000113094	-20119441862	-21765399485
10	KIAS	0.00000000000049899	95486896131	58155558456
11	MARK	0.00000000000046270	-369850716138	-101349075529
12	MLIA	0.00000000000008151	623691701000	4972498000
13	TOTO	0.00000000000015419	254101920839	7314047397
14	ALKA	0.00000000000099921	661073730000	138133136000
15	BTON	0.00000000000184358	39440564300	10529830015
16	GDST	0.00000000000031503	922253467296	48938965131
17	ISSP	0.00000000000007031	877137000000	140364000000
18	KKES	0.00000000000445136	4319339953	3305974081
19	LION	0.00000000000072655	108531212033	1119961715
20	PICO	0.00000000000046467	93828794928	19178085914
21	AGII	0.00000000000006112	-126349000000	-8262000000
22	AVIA	0.00000000000004589	-85472000000	-96171000000
23	CHEM	0.000000000000550782	-76871378855	10252182987
24	DPNS	0.00000000000137753	53702136376	-4737767792
25	EKAD	0.00000000000042812	-15402458687	-8864106335
26	INCI	0.00000000000097709	-42510163534	-58845813334
27	KUAS	0.00000000000190153	14476516069	7700352849
28	MOLI	0.00000000000021932	-96734284000	-6671755000
29	SAMF	0.00000000000028302	1837041521955	97426381816
30	SBMA	0.00000000000199107	15381905351	-362260374
31	SRSN	0.00000000000058012	69874942000	58336779000
32	AKPI	0.00000000000014959	402671761000	3349676000
33	APLI	0.00000000000115702	106110706807	3737826997
34	ESIP	0.000000000000589955	11222265359	4720625612
35	IGAR	0.00000000000061653	113560924178	-25581466584

NO	Kode	1/At-1	ΔREVt	ΔRECt
36	IMPC	0.00000000000017459	581331444993	107132565724
37	PBID	0.00000000000017847	588911482000	12913352000
38	PDPP	0.000000000000165874	20198746998	15719520937
39	SMKL	0.00000000000026144	104060064008	45630659691
40	TALF	0.00000000000031785	270209377888	61487601325
41	TRST	0.00000000000010780	166943000000	-63896000000
42	CPIN	0.00000000000001408	5169295000000	299480000000
43	CPRO	0.00000000000007743	214265000000	101028000000
44	DEWI	0.000000000000586293	55203420011	2760802872
45	JPFA	0.00000000000001745	4093785000000	67520000000
46	MAIN	0.00000000000009178	1971028880000	20423499000
47	IFII	0.00000000000043064	152564823279	-6750462160
48	SINI	0.000000000000285163	33304408727	25564767581
49	ALDO	0.00000000000041212	-55352689358	-68940098421
50	FASW	0.00000000000003751	-1042491000000	-907709000000
51	KDSI	0.00000000000036857	111326888360	-27089997877
52	SPMA	0.00000000000018171	343601422998	-4286088376
53	DEPO	0.00000000000029504	242976216201	5180938547
54	AMIN	0.000000000000160194	35651859564	7463212068
55	ARKA	0.000000000000107695	140655817602	25392570747
56	GPSO	0.000000000000789135	3917593536	3065651531
57	NTBK	0.000000000000811114	49081183672	11259259886
58	ASII	0.00000000000000136	6789400000000	1107800000000
59	AUTO	0.00000000000002944	3428264000000	599442000000
60	BOLT	0.00000000000036466	233172025533	44751791594
61	DRMA	0.00000000000019669	992152347471	136387295256
62	IMAS	0.00000000000000978	6406934000000	2064903000000
63	INDS	0.00000000000014101	633527730403	102711297553
64	ISAP	0.00000000001733070	4522275577	-147069747
65	LPIN	0.000000000000160512	52163285310	22782611412
66	SMSM	0.00000000000012898	731233000000	-38849000000
67	BELL	0.000000000000095143	33675221725	-3328585393
68	STAR	0.000000000000098142	631451211	27308844
69	TRIS	0.00000000000047043	399658979910	43914635690
70	UCID	0.00000000000006416	1200601000000	467812000000
71	ZONE	0.00000000000088673	209005589273	7252232772
72	CCSI	0.00000000000095330	192449555000	8824567000

NO	Kode	1/At-1	ΔREVt	ΔRECt
73	JECC	0.00000000000028728	1095072214000	392270456000
74	KBLI	0.00000000000018310	459350882857	246030449113
75	KBLM	0.00000000000033329	300703717317	84442990514
76	SCCO	0.00000000000010624	448213225095	300260772657
77	SLIS	0.000000000000126155	38788096461	24999681696
78	ADES	0.00000000000038264	355917000000	25638000000
79	BUDI	0.00000000000016671	7544000000	33452000000
80	CAMP	0.00000000000043534	110226894861	15287075782
81	CEKA	0.00000000000029398	784318894554	281496325587
82	CLEO	0.00000000000037013	255188754231	63725856997
83	CMRY	0.00000000000008905	2282659000000	123935000000
84	COCO	0.000000000000134616	65357209183	44774487448
85	CRAB	0.000000000000172404	-87607718069	-26013029164
86	DLTA	0.00000000000038129	97538530000	24173323000
87	DMND	0.00000000000007924	1488050000000	-8812000000
88	ENZO	0.000000000000169488	-628952133704	-41989470325
89	GOOD	0.00000000000007374	1711362912681	137063590512
90	HOKI	0.00000000000050528	-7888201944	-103356514230
91	IBOS	0.000000000000246340	16177108846	1167707875
92	ICBP	0.0000000000000423	7993783000000	393883000000
93	IKAN	0.000000000000386576	1969032211	-15909006192
94	INDF	0.00000000000000278	11484654000000	536543000000
95	IPPE	0.000000000000175518	5002881000	-194077000
96	KEJU	0.00000000000064997	2061712732	139548941
97	MLBI	0.00000000000017077	641226000000	117738000000
98	MYOR	0.00000000000002505	2764847645221	525400067073
99	NASI	0.000000000000736411	13814169428	1446134607
100	PANI	0.00000000000003753	555949300000	-832655271000
101	PCAR	0.000000000000497096	66447144333	-5468268263
102	PSGO	0.00000000000013371	206570224470	-76225433838
103	ROTI	0.00000000000011906	647558811211	106302237478
104	SKBM	0.00000000000025324	-45591188797	-1783351817
105	SKLT	0.00000000000056123	182464690564	23062573088
106	STTP	0.00000000000012732	689696857458	-11482445360
107	TAYS	0.000000000000132213	16082454569	-12603824102
108	TRGU	0.00000000000025188	192408635509	554388987765
109	ULTJ	0.00000000000006737	1039610000000	-425000000

NO	Kode	1/At-1	ΔREVt	ΔRECI
110	GGRM	0.00000000000000555	-198574000000	-592376000000
111	HMSP	0.00000000000000940	12336537000000	497286000000
112	ITIC	0.000000000000094740	40780689865	-8514680775
113	WIIM	0.00000000000026386	970658591125	24705729810
114	DVLA	0.00000000000023957	16147840000	88021070
115	KLBF	0.0000000000001944	2672308134406	1242625151471
116	MERK	0.00000000000048623	60204923000	161485920308
117	PEHA	0.00000000000027141	117030092000	29200330000
118	PYFA	0.00000000000061894	84894791138	50763836738
119	SIDO	0.00000000000012264	-155457000000	21614000000
120	SOHO	0.00000000000012407	213957000000	320413000000
121	TSPC	0.00000000000005174	1019926314481	236436040399
122	EURO	0.00000000002303309	5441843000	32113861000
123	MRAT	0.00000000000086293	-41617004485	-48924478662
124	NANO	0.00000000001195025	17930112192	6491391630
125	TCID	0.00000000000021688	194510722980	10541245664
126	UNVR	0.00000000000002617	1672922000000	-3749056000000
127	VICI	0.00000000000050010	-107381713650	-22108496930
128	KICI	0.00000000000268716	-43316043342	-2121624071
129	SOFA	0.0000000000778453	9579927139	-1213132
130	OLIV	0.00000000001622731	7239259971	11192486638
131	WOOD	0.0000000000007337	-889632023809	328916636827
132	BIKE	0.00000000000367540	47296373896	464904256
133	BOBA	0.00000000000338453	47316810824	13644542852
134	HRTA	0.0000000000014347	1680548134326	-225925647234
135	TOYS	0.00000000000136613	14286324130	-486383082

LANJUTAN NDA

NO	Kode	$\beta_1(1/At-1)$	$\beta_2((\Delta REV_t - \Delta REC_t)/At-1)$	$\beta_3(PPE/At-1)$	NDA	DA
1	INTP	0.0000000000001909	-0.001082	-0.01595715	-0.017	-0.0044
2	SMBR	0.0000000000009465	-0.000320	-0.02147815	-0.022	-0.0382
3	SMCB	0.0000000000002322	-0.000511	-0.01988236	-0.020	-0.0799
4	SMGR	0.0000000000000610	0.000037	-0.01979504	-0.020	-0.0235
5	WSBP	0.0000000000007251	-0.003275	-0.01497589	-0.018	0.0944
6	WTON	0.0000000000005494	-0.001853	-0.00938959	-0.011	0.0273
7	AMFG	0.0000000000006740	-0.001880	-0.01819936	-0.020	-0.0310
8	ARNA	0.0000000000002242	0.000177	-0.01179816	-0.012	0.0633
9	CAKK	0.00000000000113094	-0.000071	-0.01963310	-0.020	0.0479
10	KIAS	0.00000000000049899	-0.000709	-0.01863417	-0.019	0.0246
11	MARK	0.00000000000046270	0.004730	-0.01456815	-0.010	0.0447
12	MLIA	0.00000000000008151	-0.001920	-0.02029674	-0.022	0.0316
13	TOTO	0.00000000000015419	-0.001449	-0.00622985	-0.008	0.0036
14	ALKA	0.00000000000099921	-0.019896	-0.00062162	-0.021	-0.2391
15	BTON	0.00000000000184358	-0.002029	-0.00076446	-0.003	-0.0794
16	GDST	0.00000000000031503	-0.010476	-0.02218237	-0.033	0.0709
17	ISSP	0.0000000000007031	-0.001972	-0.00975051	-0.012	0.0593
18	KKES	0.00000000000445136	-0.000172	-0.00177527	-0.002	0.0142
19	LION	0.00000000000072655	-0.002971	-0.00341856	-0.006	0.0714
20	PICO	0.00000000000046467	-0.001321	-0.00302626	-0.004	0.0168
21	AGII	0.00000000000006112	0.000275	-0.01875681	-0.018	-0.0328
22	AVIA	0.0000000000004589	-0.000019	-0.00408933	-0.004	-0.0015
23	CHEM	0.00000000000550782	0.018271	-0.00870441	0.010	0.2076
24	DPNS	0.00000000000137753	-0.003065	-0.00080357	-0.004	0.0229
25	EKAD	0.00000000000042812	0.000107	-0.01124130	-0.011	-0.0044
26	INCI	0.00000000000097709	-0.000608	-0.01046887	-0.011	0.0273
27	KUAS	0.00000000000190153	-0.000491	-0.00579561	-0.006	0.0906
28	MOLI	0.00000000000021932	0.000752	-0.01339724	-0.013	-0.0383
29	SAMF	0.00000000000028302	-0.018747	-0.00601469	-0.025	0.1682
30	SBMA	0.00000000000199107	-0.001194	-0.02542123	-0.027	0.0133
31	SRSN	0.00000000000058012	-0.000255	-0.01089113	-0.011	0.0222
32	AKPI	0.0000000000014959	-0.002274	-0.01675766	-0.019	0.0406
33	APLI	0.00000000000115702	-0.004510	-0.01470654	-0.019	-0.0444
34	ESIP	0.00000000000589955	-0.001460	-0.02050100	-0.022	0.0062
35	IGAR	0.00000000000061653	-0.003266	-0.00421571	-0.007	0.0962

NO	Kode	$\beta_1(1/At-1)$	$\beta_2((\Delta REV_t - \Delta REC_t)/At-1)$	$\beta_3(PPE/At-1)$	NDA	DA
36	IMPC	0.00000000000017459	-0.003152	-0.01066330	-0.014	0.0430
37	PBID	0.00000000000017847	-0.003914	-0.01063287	-0.015	0.0665
38	PDPP	0.000000000000165874	-0.000283	-0.02035327	-0.021	0.0319
39	SMKL	0.00000000000026144	-0.000582	-0.01503560	-0.016	0.0213
40	TALF	0.00000000000031785	-0.002526	-0.02043436	-0.023	0.0573
41	TRST	0.00000000000010780	-0.000948	-0.02106902	-0.022	0.0229
42	CPIN	0.0000000000001408	-0.002610	-0.01392492	-0.017	0.0520
43	CPRO	0.00000000000007743	-0.000334	-0.01725378	-0.018	0.0315
44	DEWI	0.000000000000586293	-0.011707	-0.01463672	-0.026	0.5320
45	JPFA	0.0000000000001745	-0.002676	-0.01223943	-0.015	0.0172
46	MAIN	0.00000000000009178	-0.006817	-0.01307614	-0.020	0.0742
47	IFII	0.00000000000043064	-0.002612	-0.03170926	-0.034	0.0409
48	SINI	0.000000000000285163	-0.000840	-0.00994523	-0.011	0.1577
49	ALDO	0.00000000000041212	-0.000213	-0.01965594	-0.020	0.0562
50	FASW	0.00000000000003751	0.000193	-0.01932047	-0.019	-0.0902
51	KDSI	0.00000000000036857	-0.001943	-0.01031206	-0.012	-0.0039
52	SPMA	0.00000000000018171	-0.002407	-0.01865043	-0.021	-0.1913
53	DEPO	0.00000000000029504	-0.002671	-0.00835619	-0.011	0.0414
54	AMIN	0.000000000000160194	-0.001719	-0.00905176	-0.011	-0.0277
55	ARKA	0.000000000000107695	-0.004727	-0.00435649	-0.009	0.0007
56	GPSO	0.000000000000789135	-0.000256	-0.01007147	-0.010	-0.0220
57	NTBK	0.000000000000811114	-0.011681	-0.00894624	-0.021	0.3796
58	ASII	0.0000000000000136	-0.002939	-0.00453841	-0.007	0.0159
59	AUTO	0.0000000000002944	-0.003171	-0.00527748	-0.008	0.0536
60	BOLT	0.00000000000036466	-0.002616	-0.01238613	-0.015	0.0485
61	DRMA	0.00000000000019669	-0.006409	-0.01034681	-0.017	0.0672
62	IMAS	0.00000000000000978	-0.001617	-0.00989765	-0.012	-0.0147
63	INDS	0.00000000000014101	-0.002850	-0.01451254	-0.017	-0.0012
64	ISAP	0.00000000001733070	-0.003081	-0.01904862	-0.022	4.7133
65	LPIN	0.00000000000160512	-0.001796	-0.00063246	-0.002	0.1524
66	SMSM	0.0000000000012898	-0.003782	-0.00609313	-0.010	-0.0232
67	BELL	0.00000000000095143	-0.001341	-0.00924980	-0.011	0.0373
68	STAR	0.00000000000098142	-0.000023	-0.00000902	0.000	0.0014
69	TRIS	0.00000000000047043	-0.006372	-0.00788735	-0.014	0.0482
70	UCID	0.00000000000006416	-0.001790	-0.00788000	-0.010	0.0148
71	ZONE	0.00000000000088673	-0.006812	-0.00481475	-0.012	-0.0400

NO	Kode	$\beta_1(1/At-1)$	$\beta_2((\Delta REV_t - \Delta REC_t)/At-1)$	$\beta_3(PPE/At-1)$	NDA	DA
72	CCSI	0.00000000000095330	-0.006665	-0.01376718	-0.020	0.1721
73	JECC	0.00000000000028728	-0.007688	-0.00813024	-0.016	0.1383
74	KBLI	0.00000000000018310	-0.001487	-0.00422936	-0.006	0.0924
75	KBLM	0.00000000000033329	-0.002744	-0.01988242	-0.023	-0.0076
76	SCCO	0.00000000000010624	-0.000599	-0.01771928	-0.018	0.1036
77	SLIS	0.00000000000126155	-0.000662	-0.00435281	-0.005	0.1473
78	ADES	0.00000000000038264	-0.004812	-0.01520899	-0.020	0.0601
79	BUDI	0.00000000000016671	0.000164	-0.01480694	-0.015	0.0353
80	CAMP	0.00000000000043534	-0.001574	-0.00546386	-0.007	-0.0428
81	CEKA	0.00000000000029398	-0.005628	-0.00444383	-0.010	0.1331
82	CLEO	0.00000000000037013	-0.002698	-0.02518265	-0.028	0.0320
83	CMRY	0.00000000000008905	-0.007319	-0.00632866	-0.014	0.1162
84	COCO	0.00000000000134616	-0.001055	-0.00856229	-0.010	0.2372
85	CRAB	0.00000000000172404	0.004043	-0.00606301	-0.002	0.0283
86	DLTA	0.00000000000038129	-0.001065	-0.00178764	-0.003	0.0282
87	DMND	0.00000000000007924	-0.004516	-0.01022005	-0.015	0.0913
88	ENZO	0.00000000000169488	0.037879	-0.00666561	0.031	0.0839
89	GOOD	0.00000000000007374	-0.004420	-0.01314567	-0.018	0.0027
90	HOKI	0.00000000000050528	-0.001837	-0.00934782	-0.011	-0.1786
91	IBOS	0.000000000000246340	-0.001408	-0.03666828	-0.038	0.1258
92	ICBP	0.00000000000000423	-0.001224	-0.00344520	-0.005	-0.0214
93	IKAN	0.000000000000386576	-0.002632	-0.00528280	-0.008	-0.0146
94	INDF	0.00000000000000278	-0.001160	-0.00740493	-0.009	-0.0160
95	IPPE	0.00000000000175518	-0.000347	-0.01827418	-0.019	-0.0045
96	KEJU	0.00000000000064997	-0.000048	-0.00731408	-0.007	0.0760
97	MLBI	0.00000000000017077	-0.003404	-0.01407003	-0.017	-0.1759
98	MYOR	0.00000000000002505	-0.002136	-0.00934077	-0.011	0.0291
99	NASI	0.000000000000736411	-0.003468	-0.00965549	-0.013	0.1858
100	PANI	0.00000000000003753	-0.001984	-0.00008298	-0.002	-0.0217
101	PCAR	0.000000000000497096	-0.013612	-0.00440626	-0.018	-0.0612
102	PSGO	0.00000000000013371	-0.001440	-0.00832020	-0.010	-0.0093
103	ROTI	0.00000000000011906	-0.002454	-0.01665916	-0.019	-0.0511
104	SKBM	0.00000000000025324	0.000422	-0.00598879	-0.006	-0.0023
105	SKLT	0.00000000000056123	-0.003406	-0.01381747	-0.017	0.0830
106	STTP	0.00000000000012732	-0.003399	-0.01132557	-0.015	0.0013
107	TAYS	0.00000000000132213	-0.001444	-0.00936590	-0.011	0.0679

NO	Kode	$\beta_1(1/At-1)$	$\beta_2((\Delta REV_t - \Delta REC_t)/At-1)$	$\beta_3(PPE/At-1)$	NDA	DA
108	TRGU	0.00000000000025188	0.003472	-0.01618783	-0.013	0.3625
109	ULTJ	0.0000000000006737	-0.002668	-0.00854413	-0.011	0.1065
110	GGRM	0.0000000000000555	-0.000083	-0.01009222	-0.010	-0.0686
111	HMSP	0.0000000000000940	-0.004237	-0.00353224	-0.008	-0.0117
112	ITIC	0.00000000000094740	-0.001778	-0.02098378	-0.023	0.0087
113	WIIM	0.00000000000026386	-0.009504	-0.00385590	-0.013	-0.0135
114	DVLA	0.00000000000023957	-0.000146	-0.00535796	-0.006	0.0849
115	KLBF	0.0000000000001944	-0.001058	-0.00867992	-0.010	0.0946
116	MERK	0.00000000000048623	0.001875	-0.00596270	-0.004	0.0718
117	PEHA	0.00000000000027141	-0.000908	-0.00887733	-0.010	-0.0694
118	PYFA	0.00000000000061894	-0.000804	-0.02894575	-0.030	0.3646
119	SIDO	0.00000000000012264	0.000827	-0.01108473	-0.010	0.0097
120	SOHO	0.00000000000012407	0.000503	-0.00267001	-0.002	-0.0008
121	TSPC	0.0000000000005174	-0.001544	-0.00849281	-0.010	0.0672
122	EURO	0.00000000002303309	0.023392	-0.02394022	-0.001	-0.0625
123	MRAT	0.0000000000086293	-0.000240	-0.00238552	-0.003	0.2487
124	NANO	0.00000000001195025	-0.005205	-0.03340664	-0.039	0.0206
125	TCID	0.0000000000021688	-0.001519	-0.00842565	-0.010	-0.0213
126	UNVR	0.0000000000002617	-0.005402	-0.01400259	-0.019	-0.1220
127	VICI	0.0000000000050010	0.001624	-0.00820805	-0.007	-0.0148
128	KICI	0.0000000000268716	0.004215	-0.00500064	-0.001	0.0071
129	SOFA	0.0000000000778453	-0.002840	-0.01524276	-0.018	-0.0912
130	OLIV	0.00000000001622731	0.002443	-0.00642416	-0.004	0.9141
131	WOOD	0.000000000007337	0.003404	-0.00824591	-0.005	0.0179
132	BIKE	0.0000000000367540	-0.006554	-0.00002172	-0.007	0.5397
133	BOBA	0.0000000000338453	-0.004339	-0.02077350	-0.025	0.0431
134	HRTA	0.0000000000014347	-0.010415	-0.00164194	-0.012	0.0761
135	TOYS	0.0000000000136613	-0.000768	-0.00088014	-0.002	0.0022

Lampiran 6

Data Perhitungan Nilai Perusahaan

No	Kode	Harga Saham	Ekuitas	Jumlah Saham Beredar	BVPS	PBV
1	INTP	9900	19,566,906,000,000	3,681,231,699	5315	0.2701
2	SMBR	386	3,086,916,334,000	9,932,534,336	311	0.0941
3	SMCB	1425	11,860,038,000,000	9,019,381,973	1315	0.0349
4	SMGR	6575	47,239,360,000,000	6,751,540,089	6997	-0.0270
5	WSBP	95	2,103,208,499,424	26,361,157,534	80	0.0758
6	WTON	191	3,637,820,526,411	8,715,466,600	417	-0.3395
7	AMFG	5550	3,720,172,000,000	434,000,000	8572	-0.1888
8	ARNA	995	1,833,173,357,237	7,341,430,976	250	0.6004
9	CAKK	202	252,521,962,253	1,203,300,219	210	-0.0166
10	KIAS	50	853,001,407,166	14,929,100,000	57	-0.0579
11	MARK	665	843,781,090,844	3,800,000,310	222	0.4764
12	MLIA	525	4,483,138,057,000	6,615,000,000	678	-0.1109
13	TOTO	270	2,302,761,450,906	10,320,000,000	223	0.0828
14	ALKA	266	183,770,843,000	507,665,055	362	-0.1338
15	BTON	432	238,205,004,845	720,000,000	331	0.1159
16	GDST	151	1,059,842,880,978	9,242,500,000	115	0.1195
17	ISSP	246	4,144,535,000,000	7,185,992,035	577	-0.3701
18	KKES	127	62,596,834,446	1,500,000,000	42	0.4833
19	LION	845	474,814,738,259	520,160,000	913	-0.0335
20	PICO	248	198,835,084,720	568,375,000	350	-0.1494
21	AGII	1940	3,695,974,000,000	3,066,660,000	1205	0.2067
22	AVIA	630	9,574,885,000,000	61,953,555,600	155	0.6103
23	CHEM	159	112,508,642,149	1,700,000,000	66	0.3807
24	DPNS	400	329,957,934,086	331,129,952	996	-0.3964
25	EKAD	280	1,112,843,644,627	3,493,875,000	319	-0.0560
26	INCI	642.22	416,970,464,206	196,121,237	2126	-0.5199
27	KUAS	55	149,151,859,114	1,292,808,150	115	-0.3217
28	MOLI	208	1,505,890,843,000	2,724,036,581	553	-0.4245
29	SAMF	470	1,120,320,170,051	5,125,000,000	219	0.3324
30	SBMA	200	211,072,513,866	929,926,282	227	-0.0550
31	SRSN	52	658,342,429,000	6,020,000,000	109	-0.3229
32	AKPI	1220	1,771,465,877,000	612,248,000	2893	-0.3750
33	APLI	280	278,954,892,903	1,362,571,400	205	0.1360

No	Kode	Harga Saham	Ekuitas	Jumlah Saham Beredar	BVPS	PBV
34	ESIP	58	95,281,193,870	1,109,937,083	86	-0.1703
35	IGAR	466	786,929,124,418	972,204,500	809	-0.2398
36	IMPC	320	2,224,729,775,954	4,933,500,000	451	-0.1490
37	PBID	393.75	2,446,027,106,000	1,875,000,000	1305	-0.5202
38	PDPP	167.28	357,720,485,704	2,500,000,000	143	0.0678
39	SMKL	260	958,400,477,715	3,418,085,290	280	-0.0328
40	TALF	302	1,186,405,791,289	1,353,435,000	877	-0.4628
41	TRST	735	2,848,558,000,000	2,808,000,000	1014	-0.1399
42	CPIN	5650	26,327,214,000,000	16,398,000,000	1606	0.5464
43	CPRO	53	3,181,832,000,000	59,572,382,787	53	-0.0034
44	DEWI	208	142,633,946,438	2,000,000,000	71	0.4649
45	JPFA	1295	13,654,777,000,000	11,726,575,201	1164	0.0462
46	MAIN	490	2,075,138,470,000	2,238,750,000	927	-0.2768
47	IFII	158	1,142,479,880,578	9,412,000,000	121	0.1145
48	SINI	1105	52,423,830,954	481,000,000	109	1.0060
49	ALDO	402.5	765,168,946,137	1,316,856,309	581	-0.1595
50	FASW	5850	5,011,458,000,000	2,477,888,787	2022	0.4613
51	KDSI	287.5	737,901,136,146	405,000,000	1822	-0.8019
52	SPMA	496	2,146,288,274,787	3,154,092,216	680	-0.1373
53	DEPO	480	1,170,319,492,090	6,790,000,000	172	0.4448
54	AMIN	105	154,172,119,018	1,080,000,000	143	-0.1334
55	ARKA	50	101,089,427,041	2,000,000,000	51	-0.0047
56	GPSO	163	50,193,920,824	666,741,103	75	0.3355
57	NTBK	50	91,406,684,200	270,027,708	339	-0.8306
58	ASII	5700	243,720,000,000,000	40,483,553,140	6020	-0.0237
59	AUTO	1460	13,051,565,000,000	4,819,733,000	2708	-0.2683
60	BOLT	745	848,744,289,128	2,343,750,000	362	0.3133
61	DRMA	585	1,402,186,358,921	4,705,882,300	298	0.2930
62	IMAS	870	14,167,322,000,000	2,343,750,000	6045	-0.8419
63	INDS	194.5	2,982,354,921,367	656,249,710	4545	-1.3686
64	ISAP	99	167,670,238,173	4,020,000,000	42	0.3754
65	LPIN	390	304,759,564,339	425,000,000	717	-0.2645
66	SMSM	1535	3,319,032,000,000	5,758,675,440	576	0.4254
67	BELL	148	261,434,907,786	7,250,000,000	36	0.6132
68	STAR	137	508,123,816,657	4,800,000,602	106	0.1120
69	TRIS	236	712,024,029,526	3,141,443,831	227	0.0175

No	Kode	Harga Saham	Ekuitas	Jumlah Saham Beredar	BVPS	PBV
70	UCID	1095	5,163,753,000,000	4,156,572,300	1242	-0.0548
71	ZONE	1230	346,848,227,198	870,171,478	399	0.4894
72	CCSI	695	436,991,009,000	1,199,999,998	364	0.2807
73	JECC	988	748,228,960,000	151,200,000	4949	-0.6997
74	KBLI	314	2,495,007,759,673	4,007,235,107	623	-0.2973
75	KBLM	244	1,244,651,404,213	1,120,000,000	1111	-0.6584
76	SCCO	8650	4,730,661,689,317	205,583,400	23011	-0.4249
77	SLIS	251.25	245,801,280,887	2,000,000,000	123	0.3106
78	ADES	7175	1,334,836,000,000	589,896,800	2263	0.5012
79	BUDI	226	1,445,037,000,000	4,498,997,362	321	-0.1527
80	CAMP	306	941,454,031,015	5,885,000,000	160	0.2817
81	CEKA	1980	1,550,042,869,748	595,000,000	2605	-0.1192
82	CLEO	555	1,185,150,863,287	12,000,000,000	99	0.7497
83	CMRY	4250	5,258,332,000,000	7,934,683,000	663	0.8071
84	COCO	268	204,293,087,838	889,863,981	230	0.0672
85	CRAB	220	179,352,508,265	1,960,000,000	92	0.3810
86	DLTA	3830	1,000,775,865,000	800,659,050	1250	0.4863
87	DMND	815	5,411,262,000,000	9,468,359,000	572	0.1541
88	ENZO	66	160,506,528,052	2,162,546,672	74	-0.0510
89	GOOD	525	3,351,444,502,184	36,897,901,455	91	0.7619
90	HOKI	103	668,859,547,083	9,677,752,680	69	0.1733
91	IBOS	86	327,165,092,344	8,036,809,332	41	0.3248
92	ICBP	10000	57,473,007,000,000	11,661,908,000	4928	0.3073
93	IKAN	59	72,756,417,261	833,333,000	87	-0.1702
94	INDF	6725	93,623,038,000,000	8,780,426,500	10663	-0.2002
95	IPPE	125	282,456,106,000	4,600,000,000	61	0.3087
96	KEJU	1430	703,505,819,337	1,500,000,000	469	0.4842
97	MLBI	8950	1,073,275,000,000	2,107,000,000	509	1.2448
98	MYOR	2500	12,834,694,090,515	22,358,699,725	574	0.6390
99	NASI	101	59,586,704,854	807,400,000	74	0.1363
100	PANI	950	7,378,214,603,000	13,530,000,000	545	0.2411
101	PCAR	87	61,178,353,928	1,166,666,700	52	0.2199
102	PSGO	146	1,686,092,119,450	18,850,000,000	89	0.2128
103	ROTI	1320	2,681,158,538,764	6,186,488,888	433	0.4837
104	SKBM	378	1,073,965,710,489	1,730,103,217	621	-0.2154
105	SKLT	195	590,753,527,421	690,740,500	855	-0.6421

No	Kode	Harga Saham	Ekuitas	Jumlah Saham Beredar	BVPS	PBV
106	STTP	7650	3,928,398,773,915	1,310,000,000	2999	0.4067
107	TAYS	466	143,462,876,416	1,098,920,000	131	0.5526
108	TRGU	226	1,026,474,033,630	7,945,412,700	129	0.2429
109	ULTJ	1475	5,822,679,000,000	11,553,528,000	504	0.4664
110	GGRM	18000	57,855,966,000,000	1,924,088,000	30069	-0.2229
111	HMSP	840	28,170,168,000,000	116,318,076,900	242	0.5401
112	ITIC	262	364,321,203,318	940,720,000	387	-0.1697
113	WIIM	630	1,500,927,506,265	2,099,873,760	715	-0.0548
114	DVLA	2370	1,403,620,581,000	1,120,000,000	1253	0.2767
115	KLBF	2090	22,097,328,202,389	46,875,122,110	471	0.6467
116	MERK	4750	757,241,649,000	448,000,000	1690	0.4487
117	PEHA	685	771,816,074,000	840,000,000	919	-0.1275
118	PYFA	865	442,357,487,241	535,080,000	827	0.0197
119	SIDO	755	3,505,475,000,000	30,000,000,000	117	0.8103
120	SOHO	542	2,427,555,000,000	2,863,512,156	848	-0.1943
121	TSPC	1410	7,550,757,105,430	4,509,864,300	1674	-0.0746
122	EURO	284	52,394,877,000	2,500,000,000	21	1.1320
123	MRAT	765	411,385,562,228	428,000,000	961	-0.0991
124	NANO	28	164,929,863,674	4,285,102,352	38	-0.1382
125	TCID	3150	1,854,787,914,762	201,066,667	9225	-0.4666
126	UNVR	4700	3,997,256,000,000	38,150,000,000	105	1.6518
127	VICI	510	801,013,449,120	6,708,000,000	119	0.6305
128	KICI	206	114,506,377,704	276,000,000	415	-0.3041
129	SOFA	28	44,886,823,107	1,653,574,499	27	0.0135
130	OLIV	27	54,147,520,683	1,900,010,788	28	-0.0235
131	WOOD	362	3,760,607,401,264	6,437,500,000	584	-0.2078
132	BIKE	200	120,104,436,223	970,000,000	124	0.2082
133	BOBA	184	138,356,428,096	1,155,750,000	120	0.1867
134	HRTA	202	1,722,573,240,682	4,605,262,400	374	-0.2676
135	TOYS	70	260,691,712,141	1,435,000,712	182	-0.4142

Lampiran 7

Hasil Output Data SPSS

Hasil Analisis Statistik Deskriptif

Descriptive Statistics

	N	Minimum	Maximum	Mean	Std. Deviation
ROA	135	.0008	.2929	.069866	.0618598
Manajemen Laba	135	-.2391	4.7133	.081785	.4228408
PBV	135	-1.3686	1.6518	.079687	.4331237
Valid N (listwise)	135				

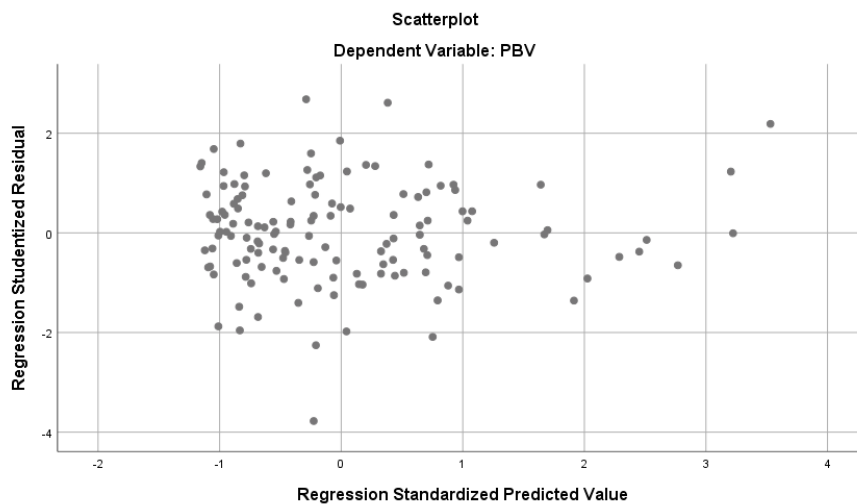
Hasil Analisis Uji Multikolinearitas

Coefficients^a

Model		Unstandardized Coefficients		Standardized Coefficients	t	Sig.	Collinearity Statistics	
		B	Std. Error	Beta			Tolerance	VIF
1	(Constant)	-.185	.049		-3.757	.000		
	ROA	3.684	.521	.526	7.074	.000	.992	1.009
	Manajemen Laba	.090	.076	.088	1.180	.240	.992	1.009

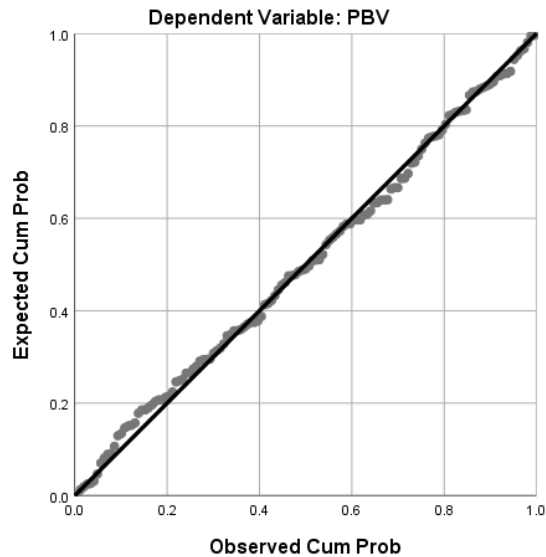
a. Dependent Variable: PBV

Hasil Analisis Uji Heteroskedasitas



Hasil Analisis Uji Normalitas

Normal P-P Plot of Regression Standardized Residual



Hasil Analisis Uji Kolmogorov-Smirnov

One-Sample Kolmogorov-Smirnov Test

		Unstandardized Residual
N		135
Normal Parameters ^{a,b}	Mean	.0000000
	Std. Deviation	.36853797
Most Extreme Differences	Absolute	.043
	Positive	.040
	Negative	-.043
Test Statistic		.043
Asymp. Sig. (2-tailed)		.200 ^{c,d}

- a. Test distribution is Normal.
- b. Calculated from data.
- c. Lilliefors Significance Correction.
- d. This is a lower bound of the true significance.

Hasil Analisis Uji Hipotesis

Coefficients^a

Model		Unstandardized Coefficients		Standardized Coefficients	t	Sig.
		B	Std. Error	Beta		
1	(Constant)	-.185	.049		-3.757	.000
	ROA	3.684	.521	.526	7.074	.000
	Manajemen Laba	.090	.076	.088	1.180	.240

a. Dependent Variable: PBV

Hasil Analisis Uji Parsial

Coefficients^a

Model		Unstandardized Coefficients		Standardized Coefficients	t	Sig.
		B	Std. Error	Beta		
1	(Constant)	-.185	.049		-3.757	.000
	ROA	3.684	.521	.526	7.074	.000
	Manajemen Laba	.090	.076	.088	1.180	.240

a. Dependent Variable: PBV

Hasil Analisis Uji Koefisien Determinasi

Model Summary^b

Model	R	R Square	Adjusted R Square	Std. Error of the Estimate	Durbin-Watson
1	.525 ^a	.276	.265	.3713194	1.701

a. Predictors: (Constant), Manajemen Laba, ROA

b. Dependent Variable: PBV