



# Artikel 1

## Characterization Properties of Extruded Analog Rice Developed from Arrowroot Starch with Addition of Seaweed a...

 Rista Anggriani

 Publication Articles Okt - Des 2024 Dosen UMM

 University of Muhammadiyah Malang

---

### Document Details

Submission ID

trn:oid::1:3038204933

Submission Date

Oct 11, 2024, 1:50 PM GMT+7

Download Date

Oct 15, 2024, 2:39 PM GMT+7

File Name

III.b.1.1.pdf

File Size

1010.2 KB

12 Pages

7,880 Words

41,174 Characters

# 22% Overall Similarity

The combined total of all matches, including overlapping sources, for each database.





## Filtered from the Report

- ▶ Bibliography
- ▶ Quoted Text




## Exclusions

- ▶ 6 Excluded Sources

## Match Groups

-  **81 Not Cited or Quoted 18%**  
Matches with neither in-text citation nor quotation marks
-  **20 Missing Quotations 4%**  
Matches that are still very similar to source material
-  **0 Missing Citation 0%**  
Matches that have quotation marks, but no in-text citation
-  **0 Cited and Quoted 0%**  
Matches with in-text citation present, but no quotation marks

## Top Sources

- 10%  Internet sources
- 19%  Publications
- 7%  Submitted works (Student Papers)

## Integrity Flags

### 0 Integrity Flags for Review

No suspicious text manipulations found.

Our system's algorithms look deeply at a document for any inconsistencies that would set it apart from a normal submission. If we notice something strange, we flag it for you to review.

A Flag is not necessarily an indicator of a problem. However, we'd recommend you focus your attention there for further review.

### Match Groups

- 81 Not Cited or Quoted 18%**  
Matches with neither in-text citation nor quotation marks
- 20 Missing Quotations 4%**  
Matches that are still very similar to source material
- 0 Missing Citation 0%**  
Matches that have quotation marks, but no in-text citation
- 0 Cited and Quoted 0%**  
Matches with in-text citation present, but no quotation marks

### Top Sources

- 10% Internet sources
- 19% Publications
- 7% Submitted works (Student Papers)

### Top Sources

The sources with the highest number of matches within the submission. Overlapping sources will not be displayed.

<b>1</b>	Publication	Muhammad Nur, Damat Damat, Roy Hendroko Setyobudi, Masyrurotul Muawwa...	2%
<b>2</b>	Publication	R. Yogeshwari, G. Hemalatha, C. Vanniarajan, S. Saravanakumar, A. Kavithapushp...	2%
<b>3</b>	Student papers	Padjadjaran University	1%
<b>4</b>	Publication	Susi, L Agustina, C Wibowo. " Digestibility in Vitro of Starch and Protein on Analog...	1%
<b>5</b>	Internet	repository.pnp.ac.id	1%
<b>6</b>	Publication	S H Anwar, S Noviasari, P S Assyifa, N Agustina, S Rohaya. "Effects of flour, dye an...	1%
<b>7</b>	Internet	strathprints.strath.ac.uk	1%
<b>8</b>	Publication	Smriti Chaturvedi, Annamalai Manickavasagan. "Rice analogues: Processing met...	1%
<b>9</b>	Publication	Ma, W.. "Wheat flour protein content and water absorption analysis in a doubled ...	1%
<b>10</b>	Internet	simpmm.umm.ac.id	1%

11	Publication	S Noviasari, P S Assyifa, I Sulaiman. "Chemical and sensory properties of analogu...	1%
12	Internet	jurnal.ar-raniry.ac.id	1%
13	Student papers	University of Muhammadiyah Malang	1%
14	Publication	S B Wahjuningsih, S Susanti. "Chemical, physical, and sensory characteristics of a...	1%
15	Internet	www.e3s-conferences.org	0%
16	Publication	David Hermawan, Warkoyo Warkoyo, Claudia Jasmine, Okta Pringga Pakpahan. "...	0%
17	Publication	Thilagavathi, T., S. Kanchana, P. Banumathi, G. Hemalatha, C. Vanniarajan, M. Sun...	0%
18	Publication	Kalidas Shetty, Dipayan Sarkar. "Functional Foods and Biotechnology - Biotransfo...	0%
19	Internet	mdpi-res.com	0%
20	Publication	Rahayu Relawati, Bambang Yudi Ariadi, Harpowo Harpowo, Bambang Hadi Prabo...	0%
21	Publication	Zuhriyan Ash Shiddieqy Bahlawan, Andri Cahyo Kumoro, Megawati Megawati. "P...	0%
22	Student papers	University of Melbourne	0%
23	Publication	Meta Mahendradatta, Esra Assa, Jumriah Langkong, Abu Bakar Tawali, Dwi Ghina...	0%
24	Internet	www.world-food.net	0%

25	Publication	Polysaccharides, 2015.	0%
26	Publication	A. J Quispe, M. C Moreno, A. M Leon, P Bouchon, W. T Medina. "Design of cañihua-...	0%
27	Publication	IV, Edgar, and Kadri Koppel. "Associations of Volatile Compounds with Sensory Ar...	0%
28	Publication	Sabu Thomas, Rajendran Rajakumari, Anne George, Nandakumar Kalarikkal. "Inn...	0%
29	Internet	s3.amazonaws.com	0%
30	Publication	Hasmadi Bin Mamat, Yeoh Wan Chen, Mansoor Abdul Hamid, Jahurul Md Haque ...	0%
31	Publication	Liu Yang, Yong-Hai Sun, Yang Liu, Qian Mao, Li-Xin You, Ju-Min Hou, Muhammad ...	0%
32	Internet	birg.epfl.ch	0%
33	Internet	jurnal.ugm.ac.id	0%
34	Publication	"Mammals and Birds as Bioindicators of Trace Element Contaminations in Terrest...	0%
35	Publication	Farnaz Jaberifard, Marjan Ghorbani, Nasser Aرسالani, Hossein Mostafavi. "A novel ...	0%
36	Publication	Fereidoon Shahidi, Priyatharini Ambigaipalan. "Phenolics and polyphenolics in fo...	0%
37	Publication	Jiraporn Onmankhong, Jiraporn Sripinyowanich Jongyingcharoen, Panmanas Siris...	0%
38	Publication	Rima Azara, Ida Agustini Saidi, Nur Efendi, Muizzatul Hikmah, Suherman Suherm...	0%

39	Internet	insightsociety.org	0%
40	Publication	"Bioactive Molecules in Food", Springer Science and Business Media LLC, 2019	0%
41	Publication	Aline G. Barroso, Nelida L. del Mastro. "Physicochemical characterization of irradi...	0%
42	Publication	Damat Damat, Roy Hendroko Setyobudi, Peeyush Soni, Anas Tain, Hany Handjani,...	0%
43	Publication	Elvire V. Zohoun, Sali A. Ndingeng, Mohamed M. Soumanou, Erasmus N. Tang et a...	0%
44	Publication	Leo M.L. Nollet, Javed Ahamad. "Bioactive Compounds of Edible Oils and Fats - He...	0%
45	Publication	Mujiyanto Mujiyanto, Lili Zalizar, Damat Damat, Rahayu Relawati et al. "Effect of Ste...	0%
46	Publication	Siswo Sumardiono, Budiyo, Heny Kusumayanti, Novian Indra Agung Prakoso, ...	0%
47	Publication	Vanishri Kaly Sitthan, Muhamad Salihu Abdallah, Meenakshii Nallappan, Sang-Ho...	0%
48	Internet	moam.info	0%
49	Internet	www.insightsociety.org	0%
50	Internet	www.koreascience.or.kr	0%
51	Internet	www.mdpi.com	0%
52	Publication	Dong Ho Suh, Eun Sung Jung, Hye Min Park, Seung Hyung Kim et al. "Comparison ...	0%

53

Publication

E C J Putri, S Sumardiono. "Fiber content of analog rice production from composit... 0%

---

54

Publication

R A Nugroho, A S Nainggolan, L Lariman, S Suimah, R Rudianto, W Prahastika, R A... 0%

---

55

Publication

R D A Putri, T A Mahanani, E F Simatupang, K A N Rohmah, I P Lestari, W Astuti, H ... 0%



5 **Special Issue: Agricultural Productivity and Sustainability Improvement in Tropical Region**

10 **Characterization Properties of Extruded Analog Rice Developed from Arrowroot Starch with Addition of Seaweed and Spices**

Damat Damat<sup>1\*</sup>, Roy Hendroko Setyobudi<sup>2</sup>, Juris Burlakovs<sup>3</sup>, Zane Vincēviča-Gaile<sup>4</sup>, Devi Dwi Siskawardani<sup>1</sup>, Rista Anggriani<sup>1</sup> and Anas Tain<sup>5</sup>

15<sup>1</sup>Department of Food Technology, Faculty of Agriculture and Animal Science, University of Muhammadiyah Malang, Jln. Raya Tlogomas No.246, Malang 65144, Indonesia; <sup>2</sup>Department of Agriculture Science, Postgraduate Program, University of Muhammadiyah Malang, Malang 65144, Indonesia; <sup>3</sup>Estonian University of Life Sciences, Tartu, Estonia; Friedrich Reinhold Kreutzwaldi 1a, 51014 Tartu, Estonia; <sup>4</sup>University of Latvia, Jelgavas Street 1, Room 302, Riga LV-1004, Latvia; <sup>5</sup>Department of Agribusiness, Faculty of Agriculture and Animal Science, University of Muhammadiyah Malang, Malang 65144, Indonesia.

**Abstract** | Analog rice is a processed rice product produced from non-rice with slightly more carbohydrates than natural rice. Arrowroot (*Maranta arundinacea* L) can be used as raw material in analog rice, with red seaweed (*Gracilaria* spp.) are added to increase the fiber content. A disadvantage of analog rice is its bland taste, which can be improved by adding spices and seaweed, expected to increase the functional value. This study aims to determine the effect of the addition of various seaweed pulp concentrations and spice formulations on the characteristics of analog rice. Various formulas of concentrated seaweed pulp (5 g, 10 g, and 15 g) and spice formulations (onion, garlic, ginger, turmeric, and lemongrass) were applied, and a Randomized Block Design with three replications was used. Subsequently, observation variables included analysis of water content, ash, carbohydrate, protein, fat, antioxidant activity, fiber content, water absorption index, color intensity, and sensory evaluation. The data were analyzed by ANOVA and continued according to Duncan's multiple range test. The results showed that all formulas of analog rice produced from arrowroot starch, with the addition of seaweed pulp and spices, fulfill the chemical and physical properties of paddy rice requirements according to Indonesian National Standard No. 6128-2008. With an increasing concentration of the seaweed pulp, the food fiber, and the resistant starch content increased. The antioxidant activity of the analog rice also increased with the addition of spices, which provided a more attractive color and improved the taste and smell.

13 **Received** | November 10, 2021; **Accepted** | December 25, 2021; **Published** | December 30, 2021

\***Correspondence** | Damat Damat, Department of Food Technology, Faculty of Agriculture and Animal Science, University of Muhammadiyah Malang, Jl. Raya Tlogomas No.246, Malang, 65144, Indonesia; **Email:** damatummm@gmail.com

**Citation** | Damat, D., R.H. Setyobudi, J. Burlakovs, Z.V. Gaile, D.D. Siskawardani, R. Anggriani and A. Tain. 2021. Characterization properties of extruded analog rice developed from arrowroot starch with addition of seaweed and spices. *Sarhad Journal of Agriculture*, 37(Special issue 1): 159-170.

**DOI** | <https://dx.doi.org/10.17582/journal.sja/2021.37.s1.159.170>

**Keywords** | Artificial rice, Analog rice, Food sovereignty, Functional food, Antioxidant activity and fiber

## Introduction

Rice is an Indonesian staple food, but The Nation's Dependence on rice is not matched by its domestic production. Indonesian statistical data show that in 2019 rice consumption reached  $35\ 300 \times 10^6$  yr<sup>-1</sup>.

Moreover, Indonesia imported 800 000 t from neighboring countries. Rice imports between 2010 to 2019 were very volatile, highly dependent on domestic rice production. For example, in 2017, rice imports were 305 275 t. While in 2018, rice imports rose to 2 253 824 t, and in 2019 imports fell to

444 508 t. (Pudjiastuti *et al.*, 2021). This proves that Indonesia is weak in national food security, therefore, food diversification is crucial. Analog rice, artificial rice produced from non-paddy carbohydrates could become an alternative that replaces rice as the primary food and contains almost the same or a higher nutrition value than paddy rice (Oo and Than, 2019).

starch that resists hydrolysis by digestive enzymes. Its compact molecular structure can prevent damage by enzyme digestion, which can lead to blood glucose. Therefore, the resistant starch is considered suitable for diabetics (Damat *et al.*, 2019a; Damat, 2013; Fuentes-Zaragoza *et al.*, 2010; Shukri and Shi, 2015).

The red seaweed (*Gracilaria* spp.) is the primary source of hydrocolloids, it contains functional components such as high dietary fiber that can absorb water and bind glucose, reducing the availability of glucose in the body, and stabilizing blood glucose (Carlson, 2018). In addition, red seaweed is also rich in antioxidants, nucleic acids, amino acids, and vitamins (A, B, C, D, E, and K). Minerals such as nitrogen, calcium, selenium, manganese, and sodium, are detected in red seaweed. The content of amino, vitamins, and minerals in red seaweed is 10 to 20 times higher than plants that grow on the land (Chan *et al.*, 2014). The use of red seaweed flour is expected to add the functional properties of analog rice.

There have been many studies that reveal a lot of studies have been carried out on analog rice, it still has weaknesses. The aroma of analog rice is less favorable, and its antioxidant activity is relatively low. "Yellow-cooked rice", one of the Indonesian traditional recipes, uses a variety of spices including shallot (*Allium cepa* var. *aggregatum* G. Don), garlic (*Allium sativum* L.), ginger (*Zingiber officinale* Roscoe), turmeric (*Curcuma longa* L.), and lemongrass (*Cymbopogon schoenanthus* (L.) Spreng] (Raghavan, 2017). The combination of the spices creates a pleasant aroma and applying this recipe into analog rice formula is expected to improve consumer preference. The spices also contain antioxidants, which leads to the addition of functional value to analog rice (Shahidi and Ambigaipalan, 2015). Shallot and garlic have antioxidants activity of about 70.7 % and 77.4 %, respectively (Mnayer *et al.*, 2014), while the activity of antioxidants derived from ginger, turmeric, and lemongrass are 27.0 %, 67.8 %, and 10.4 %, respectively (Sepahpour *et al.*, 2018).

There is no study has been carried out on the analog rice produced from a mixture of arrowroot starch, *Gracilaria* spp. seaweed extract, and spices. However, the use of spices as a source of antioxidants in analog rice has also not been identified. The mixture of these three ingredients is expected to produce analog rice with a distinctive aroma that consumers such as well as an increase in antioxidant activity. Therefore, the

Arrowroot (*Maranta arundinacea* L.) can grow well in Indonesia and can survive in various types of soil at different altitudes, and productivity reaching 17 t ha<sup>-1</sup> (Djaafar and Pustika, 2010). According to Djaafar and Pustika (2010), arrowroot productivity is relatively high, reaching an average of 20 t ha<sup>-1</sup>. A new substance is formed when arrowroot is processed into a starch product, known as resistant starch. Astuti *et al.* (2018), the resistant starch in arrowroot flour is about 22.56 %. Furthermore, resistant starch is a fraction of

study aims to determine the impact of the addition of variations in seaweed pulp concentrations and spice formulations on the characteristics of arrowroot starch-based analog rice. The goal of the future development is to study was expected to produce functional analog rice, which would be sufficiently tasty by using local food sources and would help the nation to strengthen its food sovereignty.

## Materials and Methods

### 10 Preparation of raw materials

Arrowroot starch was obtained from farmers in Poncokusumo District, Malang Regency, East Java, Indonesia. *Gracilaria* spp. collected from the farmers in Sidoarjo Regency, East Java. The first treatment was to wash it before soaking it in brine for 24 h. Then, the seaweed was blended with 60 mL of water.

Fresh spices of shallots (*Allium cepa* var. *aggregatum* G. Don.), garlic (*Allium sativum* L.), ginger (*Zingiber officinale* Roscoe), turmeric (*Curcuma longa* L.), and lemongrass (*Cymbopogon schoenanthus* (L.) Spreng.), were also obtained from farmers in Karangploso District, Malang Regency, East Java, Indonesia. The fresh spices were peeled, washed, and blended with 60 mL of water.

### Formulation

The ingredient formulation consisted of 100 % arrowroot starch, mixed with seaweed pulp in quantities of 5 g, 10 g, and 15 g. Along with spice variations, the total amount of spices used in each formula was 69 g. In addition, salt was added as a seasoning and GMS (Glycerol Monostearate) as an emulsifier. The exact formula is presented in Table 1. Rojolele rice was used as a control against analog rice.

### Extrusion

The ingredients were mixed and Maspion steamer SKU 15448 for 30 min at 80 °C, steamed materials were directly inserted into a Barata Indonesia extruder, model BA-05 to form the analog rice. After analog rice granules were formed, they were dried in a Maksindo cabinet dryer at 50 °C for 20 h until the water content reaches 8 % to 10 %.

### Nutrition Analysis

The nutrition analysis of dried analog rice was carried out to determine the water content, fat content with soxhlet, protein levels using Kjeldahl methods (Sáez-Plaza et al., 2013; William and Latimer, 2019), while

the calculation of carbohydrate content uses the carbohydrate by difference method. The fiber level was estimated with a Fibra plus equipment, and the residue obtained after digestion with acid and alkali was dried in a crucible and weighed. The difference in weight of the crucible before and after washing the digested residues was taken as crude fiber weight (Li and Komarek, 2017; Puwastien et al., 2011). Reference was made to the AOAC 2002.02 method for resistant starch content found McCleary et al. (2019).

**Table 1:** Formulation of analog rice from arrowroot starch with addition of seaweed and spices.

Treatment	F1	F2	F3	F4	F5	F6	F7	F8	F9
Dry material:	500	500	500	500	500	500	500	500	500
Carbohydrate source (g)									
Water (mL)	60	60	60	60	60	60	60	60	60
Emulsifier: GMS (g)	10	10	10	10	10	10	10	10	10
Seasoning: Salt (g)	3	3	3	3	3	3	3	3	3
Seaweed pulp (g)	5	5	5	10	10	10	15	15	15
Spices									
Shallots (g)	35	15	25	35	15	25	35	15	25
Garlic (g)	15	35	25	15	35	25	15	35	25
Ginger (g)	4	8	6	4	8	6	4	8	6
Turmeric (g)	9	5	7	9	5	7	9	5	7
Lemongrass (g)	6	6	6	6	6	6	6	6	6

### Activity of antioxidant

The antioxidants activity evaluated was observed for both uncooked and cooked analog rice using the radical scavenging activity method (Valdez-Morales et al., 2014).

Each sample of each treatment was taken with a measuring pipette of 0.2 mL. Then the sample was placed into the test tube and a 500 μM DPPH solution of 3.8 mL each were added. The solution was homogenized with vortex and then incubated in a dark room for 30 min. Furthermore, the sample was absorbed by a UV-Vis spectrophotometer UV-vis Shimadzu UV-1800 with a maximum wavelength of DPPH. The antioxidant activity was calculated using Equation (1):

$$(\%) \text{ Inhibition} = \frac{\text{Abs. Blank} - \text{Abs. Sample}}{\text{Abs. Blank}} \times 100 \% \dots\dots(1)$$

Where;

Abs. Blank = 50μM DPPH Absorbance

Abs. Sample = Absorbance of Sample.

2 Physical characteristics

28 Determination of water absorption index (WAI):

The water absorption index (WAI) was determined by Yousf *et al.* (2017). Furthermore, 2 g of sample were suspended in 20 mL of distilled water, kept in the water bath for 5 min at 80 °C. Subsequently, the dispersions were drained, and their weight was measured by Equation (2):

$$WAI = \frac{\text{Weight of rice before cooking} + \text{Weight of rice after cooking}}{\text{Weight of rice before cooking}} \times 100 \% \dots(2)$$

2 Color measurements: Color measurements were performed on both uncooked and cooked analog rice using a Hunter lab Konica Minolta Color Reader Type CR-10 Plus. The method was described by Pathare *et al.* (2013). L values correspond to the lightness/dark color of the product, with higher values corresponding to greater lightness. The a and b values correspond to the color dimensions of an object, with the values describing the red to the green of a sample, while the b values describe the yellow to a bluish color of a sample. The larger a-value indicates more redness and the larger of a b-value indicates more yellowness.

**Sensory evaluation:** Sensory evaluation was carried out by 24 examiners who were trained using the seven-point hedonic evaluation scale by Stefanowicz (2013) for sensory attributes such as taste, aroma, uniformity

- 1 of form, texture, and overall acceptability. Taste Score includes 1. very bad/not tasty; 2. moderate, not tasty; 3. a bit tasty; 4. slightly tasty; 5. tasty; 6. moderately tasty; 7. very tasty. Aroma Score: 1. very weak; 2. moderately weak; 3. slightly weak; 4. slightly strong; 5. moderately strong; 6. strong; and 7. very strong. Texture Score: 1. very not chewy; 2. moderately not chewy; 3. slightly not chewy; 4. slightly chewy; 5. moderately chewy; 6. chewy; 7. very chewy. Uniformity of grain score includes 1. very not uniform; 2. moderately not uniform; 3. slightly not uniform; 4. slightly uniform; 5. moderately uniform; 6. uniform; 7. very uniform.
- 22 Overall Acceptability Score 1. very unacceptable; 2. moderately unacceptable; 3. slightly unacceptable; 4. slightly acceptable; 5. moderately acceptable; 6. Acceptable, and 7. very acceptable.

Statistical analysis

A Randomized Block Design (RBD) with three replications, consisting of nine treatments were used.

47 The data were analyzed by ANOVA using SPSS

version 25 and continued to Duncan's multiple range test with a probability ( $P < 0.05$ ) (Adinurani, 2016). Data from the analysis of analog rice were compared with the physicochemical properties of *Oryza sativa* L. cv. Rojolele.

Results and Discussion

Nutrition analysis

The proximate compositions of analog rice with the addition of red seaweed and spices are shown in Table 2. The results are compared with cv. Rojolele.

Table 2: Nutrition of arrowroot starch-based analog rice with the addition of seaweed and spices.

For- mula	RS (%)	Water content (%)	Protein (%)	Fat (%)	Carbs (%)	Fiber (%)
F1	15.82 <sup>ab</sup>	8.709 <sup>abc</sup>	0.136 <sup>abc</sup>	1.444 <sup>bc</sup>	88.943 <sup>defg</sup>	20.939 <sup>abc</sup>
F2	15.11 <sup>a</sup>	8.706 <sup>ab</sup>	0.133 <sup>ab</sup>	1.378 <sup>b</sup>	89.093 <sup>defgh</sup>	20.899 <sup>ab</sup>
F3	16.02 <sup>ab</sup>	8.504 <sup>a</sup>	0.131 <sup>a</sup>	1.150 <sup>a</sup>	89.362 <sup>defgh</sup>	20.703 <sup>a</sup>
F4	16.66 <sup>c</sup>	9.783 <sup>ef</sup>	0.182 <sup>de</sup>	2.34 <sup>def</sup>	87.496 <sup>abcd</sup>	24.795 <sup>ef</sup>
F5	16.70 <sup>c</sup>	9.459 <sup>e</sup>	0.182 <sup>d</sup>	2.108 <sup>de</sup>	87.849 <sup>abcde</sup>	23.717 <sup>d</sup>
F6	16.75 <sup>cd</sup>	9.067 <sup>d</sup>	0.186 <sup>def</sup>	2.080 <sup>d</sup>	88.217 <sup>bcdef</sup>	24.691 <sup>e</sup>
F7	17.58 <sup>e</sup>	10.564 <sup>h</sup>	0.212 <sup>gh</sup>	3.078 <sup>gh</sup>	86.041 <sup>a</sup>	30.550 <sup>g</sup>
F8	17.60 <sup>e</sup>	10.482 <sup>h</sup>	0.197 <sup>defg</sup>	3.044 <sup>g</sup>	86.157 <sup>ab</sup>	30.805 <sup>gh</sup>
F9	17.43 <sup>f</sup>	10.140 <sup>g</sup>	0.203 <sup>fgh</sup>	3.061 <sup>gh</sup>	86.480 <sup>abc</sup>	30.810 <sup>gh</sup>
cv. Ro- jolele*	ND	13.00	8.4	1.70	77.11	ND

The numbers followed by letters that are not equal indicate a noticeable difference according to a test of Duncan  $\alpha$  5 %.

ND: Not detected; RS: Resistant starch

\*: Sumardiono *et al.* (2014)

The resistant starch content of analog resistant rice ranged from 15.82 % to 17.43 %. This indicates that the higher the concentration of *Gracilaria* spp. seaweed pulp added, the higher the level of resistant starch increased. According to the fiber content of fresh and dried in *Gracilaria* spp. seaweed reaches 11.2 % and 27.48 % approximately (Purwaningsih *et al.*, 2020; Rasyid *et al.*, 2019). The fiber consists of resistant starch and non-starch polysaccharide (Holscher, 2017). The high fiber of analog rice due to *Gracilaria* spp. seaweed pulp shown in Table 2 is suspected to contribute to the resistant starch of analog rice. Meanwhile, the addition of spices is assumed to not affect increasing the resistant starch of analog rice. The role of spices is to contribute distinctive aroma and antioxidant resources.

High levels of resistant starch can also be caused by the reaction between the emulsifier glyceryl monostearate (GMS) and amylose. Amylose can bind to fats and proteins, which will complicate the enzyme lead to starch digestibility decreases. Furthermore, GMS is an emulsifier with one of the structures of stearic fatty acids, which can bind to amylose to form a matrix. This binding decreases the water absorption of the matrix. Consequently, gelatinization does not occur optimally. This correlates with the difficulty of enzymes breaking down starch into simpler structures, which lead to low starch digestibility (Magallanes-Cruz *et al.*, 2017; Susi *et al.*, 2019). The addition of glycerol monostearate in starch forms an emulsified starch complex that stabilizes the granules and delays water penetration and swelling, thereby decreasing starch digestibility (Garcia and Franco, 2015; Yang *et al.*, 2017).

The water content of the analog rice showed significant differences between the formulas, ranging from 8.504% to 10.564 %, with the lowest and the highest moisture content approaching that of Formula 3 and Formula 7, respectively. By using the number followed by the letters in the Duncan test, it was shown that the higher amount of seaweed added, the higher the moisture content would be obtained, due to the high moisture contained in seaweed. According to Keyimu (2013), the water content of *Gracilaria* spp. was 41.96 %. Although the addition of seaweed increased the moisture content of the analog rice, the value was lower than cv. Rojolele. Moreover, the moisture content of the analog rice in all formulas met the SNI (Standard Nasional Indonesia = Indonesian National Standard) that the water content of rice should be below 14 % (Sarastuti *et al.*, 2019).

The protein levels increased with the addition of seaweed pulp, which is indicated by the different letters that follow the numbers. *Gracillaria* spp. contain protein up to 12.57 % (Chan and Matanjun, 2016), even reached 41 % to 45 % (Francavilla *et al.*, 2013), while arrowroot starch displayed 0.60 % (Aprianita *et al.*, 2013). SNI (Standard Nasional Indonesia = Indonesia National Standards) Rice No. 6128-2008 states that there is no minimum protein requirement for rice, but the Ministry of Health no. 6128-2008, Republic of Indonesia, recommends that analog rice contain 6.8 % protein. In contrast, the protein content of the analog rice in this study was less than 1 %, which is lower than cv. Rojolele. The low protein of the analog rice in this study is

predicted at the least amount of seaweed added. Similar to protein data, the fat of analog rice also increases with the addition of seaweed, this can be seen from the different letters that follow each number. According to Chan and Matanjun (2017), *Gracillaria* spp. has a fat content of 11.05 %. Meanwhile, it was predicted that the spices do not contribute to fat, the fat of spices was not more than 1 % such as for ginger, shallot, garlic, and turmeric just has 1 %, 0.3 %, 0.5 %, and 0.9 % respectively (El-Sayed and Youssef, 2019). The fat of analog rice ranged from 1.150 % to 3.061 %, while cv Rojolele has 1.70 %. Therefore, this level is similar to milled rice and analog rice derived from groats with destruction ranging from 2.9 % to 3.4 % and 0.3 % to 3.7 %, respectively (Olia *et al.*, 2014; Purwaningsih *et al.*, 2019).

A contrast phenomenon occurs in the carbohydrate content of the analog rice, which showed no significant difference in each formula since it was followed by the same letter in the Duncan test. This indicated that the material that contributed to the carbohydrate content of the analog rice was derived from arrowroot starch, which has 89.88 % of carbohydrates (Wahyuningsih and Susanti, 2018). The carbohydrate in this study is higher than cv. Rojolele, which was measured at 78.9%. Other studies on analog rice have an average value of carbohydrate content of less than 85 % (Budijanto and Yulianti, 2015).

The fiber content of the analog rice in this study reached up to 31 %. Higher amounts of seaweed resulted in higher levels of fiber. According to Purwaningsih *et al.* (2019), seaweed has a food fiber content of 11.20 %. Meanwhile, the spices were determined not to have fiber content, and arrowroot starch also had low fiber (Wahjuningsih *et al.*, 2018). The analog rice fiber content in this study was higher than any polished rice, which only has 5 % to 6 % (Oo and Than, 2019). Pudjihastuti *et al.* (2019) stated that analog rice has a food fiber content of 5 %. Head of the Food and Drug Supervisory Agency No. 22-2019 suggests that food products can be a source of fiber if they contained more than 3 g 100 g<sup>-1</sup> (in solid form) and 1.5 g 100 kcal<sup>-1</sup> (in liquid form). The regulations stipulate that high fiber products or foodstuff, should not contain less than 6 g 100 g<sup>-1</sup> (in solid form) or 3 g 100 kcal<sup>-1</sup> (in liquid form). According to these statements, the analog rice in this study can be categorized as a product with high fiber because it is made up of more than 6 % of food fiber.

### Antioxidant activity

A comparison of the antioxidant activity between pre- and post-cooked analog rice is shown in Table 3. The antioxidant activity of the analog rice was more significant than cooked rice. This condition showed that heating influence the stability of antioxidant. According to Hur *et al.* (2014) high temperatures destroy the antioxidant compound. Moreover, Shahidi and Ambigaipalan (2015) stated that oxygen, alkali, light, minerals, and hydroperoxides degrade a-tocopherol. The presence of food moisture and atmospheric oxygen can promote chemical changes and antioxidant loss (Hur *et al.*, 2014).

**Table 3:** Comparison of antioxidant activity in pre- and post-cooked of arrowroot starch-based analog rice with the addition of seaweed and spices.

Formula	The activity of antioxidant (%)	
	Rice	Cooked Rice
F1	34.724 <sup>defg</sup>	21.238 <sup>cdef</sup>
F2	26.653 <sup>a</sup>	20.734 <sup>cde</sup>
F3	32.994 <sup>cd</sup>	16.091 <sup>ab</sup>
F4	34.215 <sup>def</sup>	24.946 <sup>fg</sup>
F5	28.077 <sup>ab</sup>	30.490 <sup>h</sup>
F6	29.705 <sup>abc</sup>	26.998 <sup>gh</sup>
F7	38.861 <sup>h</sup>	19.762 <sup>bcd</sup>
F8	34.113 <sup>de</sup>	19.222 <sup>bc</sup>
F9	35.605 <sup>defgh</sup>	13.175 <sup>a</sup>
cv. Rojolele*	ND	ND

The numbers from the letters that do not equal indicate a noticeable difference according to a Duncan  $\alpha$  5 % test.

ND: Not Detected.

\*. Sumardiono *et al.* (2014)

The component that contributed to the antioxidant activity was predicted from the spices added. Different amounts of spices in each formula induced antioxidant activity detected. According to Asouri *et al.* (2013) antioxidant activity in the form of curcumin levels in turmeric is more than 62.0 %. Subsequently, onion has a flavonoids content of quercetin conjugation that can retain its stability up to the temperature of 100 °C. At the same time, the total polyphenol of garlic extract in ethanol ranged from 559 mg kg<sup>-1</sup> to 763 mg kg<sup>-1</sup> (Micova *et al.*, 2018).

The ginger extract in the water solvent contains a total of polyphenols, tannins, and flavonoids, reaching 840 mg 100 g<sup>-1</sup>, 1.51 g 100 g<sup>-1</sup>, and 2.98 g 100 g<sup>-1</sup>, respectively (Shirin and Prakash, 2010). Kanatt *et al.*

(2014) reported that lemongrass extract contains total phenolics and flavonoids of about 100 mg and 30 mg, respectively, and both spices and seaweed generated antioxidant activity. *Gracillaria* spp, which is classified as a red algae (*Rhodophyta* Wettstein), contains chlorophyll with phycobilin and carotenoids, also has antioxidant activity (Chan *et al.*, 2014). Although the antioxidant activity of analog rice in this study was categorized as low capacity (less than 50 %), this can be considered as a functional food by reformulating the number of spices and amount of seaweed to increase antioxidant activity.

### Physical characteristics

The physical characteristics of the analog rice are presented in Table 4. The WAI was found to be insignificant according to the formula, which had the same amount of seaweed added. However, the more seaweed added, the less WAI detected. Water absorption is the amount of water absorbed by the flour to create a dough with a malleable consistency. It is determined by the protein content of the flour, the starch damaged during milling, and the presence of non-starch carbohydrates (Murray *et al.*, 2017). Seaweed contains fiber as a non-starch carbohydrate, dietary fiber consists of polysaccharides with  $\beta$  (1-4) bonds, which cannot be digested by the salivary glands and pancreas but can be metabolized bacteria present in the large intestine and produce short-chain fatty acid (SCFA) (Damat, 2013; Holscher, 2017). Starchy foods absorb water more easily due to the availability of reactive amylopectin molecules from water molecules (Magallanes-Cruz *et al.*, 2017).

The L value (brightness) of the analog rice in this study was varied and ranged from 69 to 72 when the effect of various amounts of spices was added (Table 4). This indicated that the analog rice was considered bright (Figure 1a), similar to the cv. Rojolele, which had an L value of 72. However, after cooking, the L value of the analog rice dropped to 49 % (Table 4), which indicated a darker color than before cooking (Figure 1b).

The yellowness of the analog rice in this study was more intense than cv. Rojolele (Table 4). The yellow color was derived from curcuminoid as a pigment in turmeric, which is added up to 5 % (Nelson *et al.*, 2017). The cooking process decreased the brightness and increased the yellowness of the analog rice (and vice versa). Priyadarsini *et al.* (2014) claimed that the

**Table 4:** The physical characteristics of arrowroot starch-based analog rice with the addition of seaweed and spices.

Formula	Water Absorbant Index/ WAI (%)	L (brightness)		b+ (yellowness)	
		Rice	Cooked Rice	Rice	Cooked Rice
F1	320.508 <sup>gh</sup>	70.533 <sup>bcd</sup>	50.267 <sup>ab</sup>	25.433 <sup>i</sup>	27.400 <sup>i</sup>
F2	316.943 <sup>g</sup>	72.233 <sup>i</sup>	52.700 <sup>h</sup>	23.233 <sup>cd</sup>	25.233 <sup>bcd</sup>
F3	321.228 <sup>gh</sup>	71.100 <sup>defgh</sup>	51.500 <sup>efg</sup>	24.333 <sup>gh</sup>	25.700 <sup>cdefg</sup>
F4	265.499 <sup>de</sup>	69.100 <sup>a</sup>	50.467 <sup>bcd</sup>	24.200 <sup>g</sup>	26.233 <sup>fgh</sup>
F5	276.175 <sup>ef</sup>	70.800 <sup>cdef</sup>	52.200 <sup>efgh</sup>	22.367 <sup>a</sup>	24.667 <sup>bc</sup>
F6	258.841 <sup>d</sup>	70.000 <sup>bc</sup>	51.300 <sup>cde</sup>	23.267 <sup>cde</sup>	25.033 <sup>bcd</sup>
F7	182.718 <sup>ab</sup>	69.767 <sup>ab</sup>	49.567 <sup>a</sup>	23.300 <sup>cdef</sup>	24.867 <sup>bcd</sup>
F8	182.873 <sup>abc</sup>	71.000 <sup>defg</sup>	51.333 <sup>def</sup>	22.467 <sup>ab</sup>	23.500 <sup>a</sup>
F9	182.698 <sup>a</sup>	70.300 <sup>bcd</sup>	50.433 <sup>bc</sup>	23.033 <sup>bc</sup>	24.333 <sup>ab</sup>
cv. Rojolele*	ND	72.57	ND	8.64	ND

The numbers followed by the letters that do not equal indicate a noticeable difference according to a Duncan  $\alpha$  5 % test.

ND: Not Detected. \*: Sumardiono et al., (2014)



**Figure 1:** The color of the raw analog rice (a) and cooked analog rice (b) with the addition of seaweed and spices.

color value of heat-treated turmeric powder is enhanced at higher temperatures. In addition, the action of polyphenol oxidase (PPO) triggers the browning reaction and leads to the dark brown color of turmeric.

#### Sensory Characteristic of the Cooked Analog Rice

Table 5 presents the average score of the sensory characteristic of the analog rice in the various formulas. The taste and aroma scores of the analog rice showed a significant difference in several formulas. Each spice contains volatile compounds that caused a distinctive smell and complex flavor. For example, turmeric produces a bitter and smelly flavor (Vallverdú-Queralt et al., 2015). However, these flavors combinations are challenging to interpret. There are several volatile responsible for a flavor sensation, while combinations of volatiles yield different flavors cause different perceptions (Chamber and Kadri, 2013). Moreover, the person evaluating these sense were an untrained panelist. However, the taste and aroma of analog rice with grades from 3.4 to 4.2 were rather “slightly tasty”, while the aroma score ranged from 3.9 to 5.2, suggesting a strong aroma.

The score of texture and uniformity of grain were predicted by the seaweed effect, which is supported by the data of water content (Table 2) and WAI (Table 4). Furthermore, carrageenan found in seaweed plays a role in the formation of chewy textures. According to Prajapati et al. (2014), seaweed produces carrageenan that can react and function well with sugar, starch, gum, and other materials, the formation of the gel was due to the double helix structure of the carrageenan. Arrowroot starch, the raw material of analog rice

caused a chewier texture compared to the texture of the rice selected as the comparison group. The amylose to amylopectin ratio present in starch contributes to the hardness and toughness of cooked rice (Damat *et al.*, 2019b). It can be indicated that the higher the amylose levels in the rice, the harder the rice texture and vice versa. Arrowroot starch contained 21.9 % of amylose and 62.3 % of amylopectin (Aprianita *et al.*, 2013). Boiled arrowroot starch cause gelatinization, which coats the surface of the cooked grains (Tamura and Ogawa, 2012), contributing to the improvement of rice-eating quality (Wada *et al.*, 2010). The texture and uniformity of the analog rice grain received a positive assessment from the panelist. The texture ranged from 3.8 to 5.1 and tended to be chewy, but if the uniformity of grain ranged from 3.9 to 5.2, then tend to be uniform.

**Table 5:** Sensory characteristics of cooked arrowroot starch-based analog rice with the addition of seaweed and spices.

Formula	Taste	Aroma	Texture	Uniformity of grain	Overall Acceptability
F1	4.083 <sup>cd</sup>	4.625 <sup>b</sup>	5.167 <sup>egh</sup>	5.375 <sup>efg</sup>	3.792 <sup>e</sup>
F2	3.333 <sup>a</sup>	4.917 <sup>bc</sup>	4.208 <sup>abc</sup>	3.833 <sup>ab</sup>	3.208 <sup>a</sup>
F3	3.792 <sup>c</sup>	4.875 <sup>bc</sup>	3.875 <sup>a</sup>	3.250 <sup>a</sup>	3.583 <sup>c</sup>
F4	3.833 <sup>cd</sup>	4.708 <sup>bc</sup>	4.250 <sup>abcd</sup>	4.792 <sup>e</sup>	3.458 <sup>bc</sup>
F5	4.167 <sup>cd</sup>	5.125 <sup>bc</sup>	5.000 <sup>cdefg</sup>	5.708 <sup>fgh</sup>	3.625 <sup>cd</sup>
F6	4.292 <sup>d</sup>	5.292 <sup>d</sup>	4.875 <sup>bcdef</sup>	5.958 <sup>gh</sup>	4.083 <sup>ef</sup>
F7	3.500 <sup>b</sup>	3.958 <sup>a</sup>	5.000 <sup>cdefgh</sup>	5.083 <sup>ef</sup>	3.333 <sup>b</sup>
F8	3.792 <sup>c</sup>	4.958 <sup>bc</sup>	4.125 <sup>ab</sup>	3.958 <sup>abcd</sup>	3.208 <sup>ab</sup>
F9	3.417 <sup>ab</sup>	5.125 <sup>bc</sup>	4.458 <sup>abcde</sup>	3.875 <sup>abc</sup>	3.458 <sup>bc</sup>

The numbers followed by the letters that do not equal indicate a noticeable difference according to a test Duncan  $\alpha$  5 %.

The overall acceptability scores of the analog rice ranged from 3.2 to 4.0, indicating that it is slightly acceptable. The panelists stated that the analog rice was less salty and had a slightly bitter taste. The panelists selected the F6 as the best formula, which has the character of a slightly tasty, chewy, uniform grain and flavorful aroma.

### Conclusions and Recommendations

The use of seaweed and spices mixed with arrowroot starch can produce the desired analog rice quality, similar to the cv. Rojolele in water content and carbohydrate. The water content of analog rice in this study fulfilled the Indonesian standard requirement.

The addition of seaweed also increases the fiber content and resistant starch content of the analog rice, which can be categorized as a high fiber product. Meanwhile, the addition of spices contributes to antioxidant activity and consumer acceptance. The spices help analog rice to be colorful and to have a flavorful aroma, the modified analog rice can serve as an alternative functional food.

### Acknowledgments

The authors express profound gratitude to the Ministry of Research and Technology, the Republic of Indonesia Grant Number: 119/SP2H/LT/MULTI/L7L2019, for funding this research.

### Novelty Statement

Many types of research on analog rice have been carried out, but the analog rice produced still has weaknesses. Among others, it still has a flour aroma and has relatively low levels of antioxidants. In addition, until this time, little study has been carried out on analog rice produced from a mixture of arrowroot starch, *Glacilaria* spp. extract, and spices. The novelty of this study is the production of analog rice with high levels of resistant starch and rich in antioxidants. Therefore, it can be developed as a functional food and has a good taste and aroma.

### Author's Contribution

**DD:** Conceptualized and designed the study, elaborated the intellectual content, performed literature search, data acquisition, data analysis, statistical analysis, manuscript preparation, and manuscript revision.

**RHS:** Elaborated the intellectual content, performed literature search, manuscript format, reviewed and revised the manuscript.

**JB and ZVG:** Defined the intellectual content, performed literature search, reviewed manuscript and guarantor.

**DDS, RA and AT:** Carried out experimental studies and reviewed manuscript.

All authors read and approved the final manuscript.

### Conflict of interest

The authors have declared no conflict of interest.

- Adinurani, P.G. 2016. Design and analysis of agro trial data: Manual and SPSS. Plantaxia, Yogyakarta, Indonesia.
- Anggraini, T., V.J. Putri, Newati and Yuliani. 2016. Characteristics of Red Sweet Potato (*Ipomea batatas*) analog rice (SPAR) from the addition of Cassava flour (*Manihot utilissima*) and Carrot (*Daucus carota*). Int. J. Adv. Sci. Eng. Inf. Technol., 6(5): 723–728. <https://doi.org/10.18517/ijaseit.6.5.762>
- Aprianita, A., T. Vasiljevic, A. Bannikova and S. Kasapis. 2013. Physicochemical properties of flours and starches derived from traditional Indonesian tubers and roots. J. Food Sci. Technol., 51:3669–3679. <https://doi.org/10.1007/s13197-012-0915-5>
- Asouri, A., R. Atae, A.A. Ahmadi, A. Amini and M.R. Moshaei. 2013. Antioxidant and free radical scavenging activities of curcumin. Asian J. Chem., 25(13):7593–7595. <https://doi.org/10.14233/ajchem.2013.15308>
- Astuti, R.M., Widaningrum, N. Asiah, A. Setyowati and R. Fitriawati. 2018. Effect of physical modification on granule morphology, pasting behavior, and functional properties of arrowroot (*Marantha arundinacea* L.) starch. Food Hydrocoll., 81: 23–30. <https://doi.org/10.1016/j.foodhyd.2018.02.029>
- Budijanto, S. and N.D. Yuliana, 2015. Development of rice analog as a food diversification vehicle in Indonesia. J. Dev. Sustain., 10: 7–14.
- Carlson, N.S. 2018. Current resources for evidence-bases practice. J. Midwifery Womens Health, 63:735–741. <https://doi.org/10.1111/jmwh.12926>
- Chambers, E. and K. Kadri. 2013. Associations of volatile compounds with sensory aroma and flavor: the complex nature of flavor. Molecules, 18:4887–4905. <https://doi.org/10.3390/molecules18054887>
- Chan, P.T. and P. Matanjun. 2017. Chemical composition and physicochemical properties of tropical red seaweed, *Gracilaria changii*. Food Chem., 221:302–310. <https://doi.org/10.1016/j.foodchem.2016.10.066>
- Chan, P.T., M. Patricia, Yasir, S.M. Yasir and T.T. Song. 2014. Antioxidant activities and polyphenolics of various solvent extracts of red seaweed, *Gracilaria changii*. J. Appl. Phycol., 26(6): 987–997. <https://doi.org/10.1007/s10811-013-0135-z>
- Damat, D. 2013. Effect of butyrylated Arrowroot starch to the digesta profile and molar ratio SCFA. J. Food Res., 2(2):44–49. <https://doi.org/10.5539/jfr.v2n2p144>
- Damat, D., A. Tain, H. Handjani, U. Chasanah and D.D. Siskawardani. 2019a. Functional cake characteristics of modified arrowroot starch (MAS) with the gelatinization-retrograde method. IOP Conf. Ser.: Mater. Sci. Eng., 532(012017): 1–6. <https://doi.org/10.1088/1757-899X/532/1/012017>
- Damat, D., R. Anggriani, R.H. Setyobudi and P. Soni. 2019b. Dietary fiber and antioxidant activity of gluten-free cookies with coffee cherry flour addition. Coffee Sci., 14(4):493–500. <https://doi.org/10.25186/cs.v14i4.1625>
- Damat, D., R.H. Setyobudi, J.S. Utomo, Z. Vincevica Gaile, A. Tain and D.D. Siskawardani. 2021. The characteristics and predicted of glycemic index of rice analogue from modified Arrowroot starch (*Marantha arundinaceae* L.). Jordan J. Biol. Sci., 14(3): 389–393. <https://doi.org/10.54319/jjbs/140302>
- Darmanto, Y.S., P.H. Riyadi and S. Susanti. 2017. Characteristic of Taro (*Colocasia esculenta*) and Seaweed (*Eucheuma cottoni*) base analogue rice frofited with fishes bone collagen (A promising anti-diabetis functional food). J. Eng. Appl. Sci., 12(12): 3055–3060.
- Djaafar, T.F. and A.B. Pustika. 2010. Development of arrowroot and its processing technology to support food security. Jurnal Litbang Pertanian, 29(1):25–33.
- El-Sayed, S.M. and A.M. Youssef. 2019. Potential application of herbs and spices and their effects in functional dairy products: Review article. Heliyon., 6(5) e01989:1–7. <https://doi.org/10.1016/j.heliyon.2019.e01989>
- Francavilla, M., M. Franchi, M. Monteleone and C. Caroppo. 2013. The Red Seaweed *Gracilaria gracilis* as a multi products source. Mar. Drugs, 11:3754–3776. <https://doi.org/10.3390/md11103754>
- Fuentes-Zaragoza, E., M.J. Riquelme-Navarrete, E. Sánchez-Zapata, J.A. Pérez-Álvarez. 2010. Resistant starch as functional ingredient: A review. Food Res. Int., 43(4):931–942. <https://doi.org/10.1016/j.foodres.2010.02.004>

- Garcia, M.C. and C.M.L. Franco. 2015. Effect of glycerol monostearate on the gelatinization behavior of maize starches with different amylose contents. *Starch*, 67: 107–116. <https://doi.org/10.1002/star.201400107>
- Holscher, H.D. 2017. Dietary fiber and prebiotics and the gastrointestinal microbiota. *Gut Microbes*, 8(2):172–184. <https://doi.org/10.1080/19490976.2017.1290756>
- Hur, S.J., S.Y. Lee, Y.C. Kim, I. Choi and G.B. Kim. 2014. Effect of fermentation on the antioxidant activity in plant-based foods. *Food Chem.*, 160:346–356. <https://doi.org/10.1016/j.foodchem.2014.03.112>
- Li, Y.O. and A.R. Komarek. 2017. Review: Dietary fibre basics: Health, nutrition, analysis, and applications. *Food Qual. Saf.*, 1: 47–59. <https://doi.org/10.1093/fqs/fyx007>
- Kanatt, S.R., S.P. Chawla and A. Sharma. 2014. Antioxidant and radio-protective activities of lemon grass and star anise extracts. *Food Biosci.*, 6:24–30. <https://doi.org/10.1016/j.fbio.2014.03.002>
- Keyimu, X.G. 2013. The effects of using seaweed on the quality of Asian noodles. *Int. J. Food Process. Technol.*, 4(3):1–4. <https://doi.org/10.4172/2157-7110.1000216>
- Magallanes-Cruz, P.A, P.C. Flores-Silva and L.A. Bello-Perez. 2017. Starch structure influences its digestibility: A Review. *J. Food Sci.*, 82(9):2016–2023. <https://doi.org/10.1111/1750-3841.13809>
- McCleary, B.V., C. McLoughlin and L.M.J. Charmier. 2019. Measurement of available carbohydrates, digestible, and resistant starch in food ingredients and products. *Cereal Chem.*, 00:1–24. <https://doi.org/10.1002/cche.10208>
- Micova, M., B. Judita, K. Ján, H. Luboš and L. Adriana. 2018. Content of bioactive compounds and antioxidant activity in Garlic (*Allium sativum* L.). *Acta Agric. Slov.*, 111(3):581–595. <https://doi.org/10.14720/aas.2018.111.3.07>
- Mishra, A., H.N. Mishra and P.S. Rao. 2012. Preparation of rice analogs using extrusion technology. *Int. J. Food Sci. Technol.*, 47(9):1789–1797. <https://doi.org/10.1111/j.1365-2621.2012.03035.x>
- Mnayer, D., A.S. Fabiano-Tixier, E. Petitcolas, T. Hamieh, N. Nehme, C. Ferrant, X. Fernandez and F. Chemat. 2014. Chemical composition, antibacterial and antioxidant activities of six essential oils from the alliaceae family. *Molecules*, 19: 20034–20053. <https://doi.org/10.3390/molecules191220034>
- Murray, J.C., A.M. Kiszonas, C.F. Morris. 2017. Influence of soft kernel texture on the flour, water absorption, rheology, and baking quality of durum wheat. *Cereal Chem.*, 94(2):215–222. <https://doi.org/10.1094/CCHEM-06-16-0163-R>
- Nelson, K.M., L.D. Jayme, B. Jonathan, G. James, F. G.F. Pauli and M.A. Walters. 2017. The essential medicinal chemistry of curcumin. *J. Med. Chem.*, 60(5):1620–1637. <https://doi.org/10.1021/acs.jmedchem.6b00975>
- Olia, P., R. Ward, B. Adhikarie and P. Torley. 2014. Parboiled rice: Understanding from a materials science approach. *J. Food Eng.*, 124:173–183. <https://doi.org/10.1016/j.jfoodeng.2013.09.010>
- Oo, K.S. and Y.Y. Than. 2019. Study on nutritional values in paddy crude and parboiled rice. *Int. J. Sci. Res. Publ.*, 9(4):200–204. <http://www.ijsrp.org/research-paper-0419.php?rp=P888450>
- Pathare, P., U. Opara and F. Al-Said. 2013. Colour measurement and analysis in fresh and processed foods: A review *Food Bioproc Tech.*, 6:36–60. <https://doi.org/10.1007/s11947-012-0867-9>
- Putri, E.C.J. and S. Sumardiono. 2020. Analog rice production of composite materials flour (Cassava, Avocado seeds, and Tofu waste) for functional food. *AIP Conf. Proc.* 2197: 070005. <https://doi.org/10.1063/1.5140938>
- Prajapati, V.D., P.M. Maheriya, G.K. Jani and H.K. Solanki. 2014. Carrageenan: A natural seaweed polysaccharide and its applications., *Carbohydr. Polym.*, 105:97–112. <https://doi.org/10.1016/j.carbpol.2014.01.067>
- Priyadarsini, K.I. 2014. The chemistry of curcumin: From extraction to a therapeutic agent. *Molecules*, 19:20091–20112. <https://doi.org/10.3390/molecules191220091>
- Pudjihastuti, I., S. Sumardiono, E. Supriyo and H. Kusumayanti. 2019. Analog rice characteristics made from sago flour and arrowroot flour in supporting food diversification. *AIP Conf Proc.*, 2114(030004):1–5. <https://doi.org/10.1063/1.5112408>
- Pudjiastuti, A.Q., G.M.K. Arisena and A.A.K. Krisnandika. 2021. Rice import development in

- Indonesia. *J. Agric. Soc. Econ.*, 15(2): 390–405.
- Purwaningsih, J. Santoso, E. Handharyani, N.P. Setiawati and E. Deskawati. 2020. Artificial rice from *Gracillaria* sp. as a functional food to prevent diabetes. *IOP Conf. Ser.: Earth Environ. Sci.*, 414 (012017): 1–7. <https://doi.org/10.1088/1755-1315/414/1/012017>
- Puwastien, P., T.E. Siong, J. Kantasubrata, G. Craven, R.R. Feliciano and K. Judprasong (Eds.). 2011. ASEAN manual food analysis 1<sup>st</sup> ed. Regional Centre of ASEAN Network of Food Data System Institute of Nutrition, Mahidol University Thailand.
- Raghavan, S. 2007. Handbook of spices, seasonings, and flavorings. 2nd. CRC Press Taylor & Francis Group, Boca Raton, Florida, USA. <https://doi.org/10.1201/b13597>
- Rasyid, A., A. Ardiansyah and R. Pangestuti. 2019. Nutrient composition of dried Seaweed *Gracilaria gracilis*. *Indonesian J. Marine Sci.*, 24(1):1–6. <https://doi.org/10.14710/ik.ijms.24.1.1-6>
- Sáez-Plaza, P. M.J. Navas, S. Wybraniec, T. Michalowski and A.G. Asuero. 2013. An overview of the Kjeldahl method of nitrogen determination. Part II. Sample preparation, working scale, instrumental finish, and quality control. *Crit. Rev. Anal. Chem.*, 43(4): 224–272. <https://doi.org/10.1080/10408347.2012.751787>
- Sarastuti, S., U. Ahmad and S. Sutrisno. 2019. Analysis of rice quality and application of quality assurance systems in community food business development activities. *Jurnal Penelitian Pascapanen Pertanian*, 15(2):63–72. <https://doi.org/10.21082/jpasca.v15n2.2018.63-72>
- Sepahpour, S., S. Selamat, M.Y.A. Manap, A. Khatib, A.F.A. Razis. 2018. Comparative analysis of chemical composition, antioxidant activity and quantitative characterization of some phenolic compounds in selected herbs and spices in different solvent extraction systems. *Molecules*, 13; 23(2):402. <https://doi.org/10.3390/molecules23020402>
- Shahidi, F. and P. Ambigaipalan. 2015. Phenolics and polyphenolics in foods, beverages, and spices: Antioxidant activity and health effects - A review. *J. Funct. Foods*, 18:820–897. <https://doi.org/10.1016/j.jff.2015.06.018>
- Shirin, A.P.R. and J. Prakash. 2010. Chemical composition and antioxidant properties of ginger root (*Zingiber officinale*). *J. Med. Plant Res.*, 4(24):2674–2679. <https://doi.org/10.5897/JMPR09.464>
- Shukri, R. and Y.C. Shi, 2015. Physicochemical properties of highly cross-linked maize starches and their enzymatic digestibilities by three analytical methods. *J. Cereal Sci.*, 63:72–80. <https://doi.org/10.1016/j.jcs.2015.03.001>
- Stefanowicz, P. 2013. Sensory evaluation of food principles and practices, *J. Wine Res.*, 24(1):80. <https://doi.org/10.1080/09571264.2013.764662>
- Sumardiono, S., I. Pudjihastuti, A.R., Poerwoprajitno and M.S. Suswadi. 2014. Physicochemical properties of analog rice from composite flour: Cassava, Green bean, and Hanjeli. *World Appl. Sci. J.*, 32(6):1140–1146.
- Susi, L. Agustina and C. Wibowo. 2019. Digestibility in vitro of starch and protein on analog rice by formulation of Nagara Bean flour modified L. Plantarum and Sago starch with concentration of glycerol monostearate. *IOP Conf. Ser. Earth Environ. Sci.*, 255(012012): 1–6. <https://doi.org/10.1088/1755-1315/255/1/012012>
- Tamura, M. and Y. Ogawa. 2012. Visualization of the coated layer at the surface of rice grain cooked with varying amounts of the cooking water. *J. Cereal Sci.*, 56:404–409. <https://doi.org/10.1016/j.jcs.2012.06.002>
- Valdez-Morales, M., L.G. Espinosa-Alonso, L.C. Espinoza-Torres, F. Delgado-Vargas and S. Medina-Godoy. 2014. Phenolic content and antioxidant and antimutagenic activities in tomato peel, seeds, and byproducts. *J. Agric. Food Chem.*, 62(23): 5281–5289. <https://doi.org/10.1021/jf5012374>
- Vallverdú-Queralt Jorge, A., J. Regueiro, J.F.R. Alvarenga, M. Martinez-Huelamo, L.N. Leal and R.M. Lamuela-Raventos. 2015. Characterization of the phenolic and antioxidant profiles of selected culinary herbs and spices: Caraway, Turmeric, Dill, Marjoram and Nutmeg., *Food Sci. Technol.*, 35(1):189–195. <https://doi.org/10.1590/1678-457X.6580>
- Wada, T., T. Umemoto, N. Aoki, M. Tsubone, T. Ogata and M. Kondo. 2010. Starch eluted from polished rice during soaking in hot water is related to the eating quality of cooked rice. *J. Appl. Glycosci.*, 58:13–18. [https://doi.org/10.5458/jag.jag.JAG-2010\\_009](https://doi.org/10.5458/jag.jag.JAG-2010_009)

- Wahjuningsih, S.B., Haslina, S. Untari and A. Wijanarka. 2018. Hypoglycemic effect of analog rice made from modified Cassava flour (Mocaf), Arrowroot flour, and Kidney bean flour on STZ-NA induced diabetic rats. *Asia Pac. J. Clin. Nutr.*, 10:8–15. <https://doi.org/10.3923/ajcn.2018.8.15>
- Wahjuningsih, S.B. and S. Susanti. 2018. Chemical, physical, and sensory characteristics of analog rice developed from the Mocaf, Arrowroot, and Red bean flour. *IOP Conf. Ser. Earth Environ. Sci.*, 102(012015): 1–10. <https://doi.org/10.1088/1755-1315/102/1/012015>
- Wahjuningsih, S.B., Y Marsono, D. Praseptianga, B. Haryanto and M.N. Azkia. 2020. Organoleptic, chemical, and physical characteristics of Sago (*Metroxylon* spp.) analog rice supplemented with Red bean (*Phaseolus vulgaris*) flour as a functional food. *Int. J. Adv. Sci. Eng. Inf. Technol.*, 10(3): 1289–1296. <https://doi.org/10.18517/ijaseit.10.3.11098>
- William, H. and G.W. Latimer. 2019. *Official methods of analysis of AOAC International*. 21st ed. Rockville, Md AOAC International, USA.
- Yang, Z., X. Han, H. Wu, L. Zhang, L. Zhang and M.J. Iqbal. 2017. Impact of emulsifiers addition on the retrogradation of rice gels during low-temperature storage. *J. Food Qual.*, 4247132: 1–7. <https://doi.org/10.1155/2017/4247132>
- Yousf, N., F. Nazir, R. Salim, H. Ahsan and A. Sirwal. 2017. Water solubility index and water absorption index of extruded product from rice and Carrot blend. *J. Pharmacogn. Phytochem.*, 6(6):2165–2168.