

# Naskah Publikasi

## Protein Level Efficacy in Improving Meat Nutritional Contents in Cross-bred Local Chickens Aged 0 Month to 2 Month

 Apriliana Devi A

 Prodi Peternakan

 University of Muhammadiyah Malang

---

### Document Details

**Submission ID**

trn:oid::1:3175398859

**Submission Date**

Mar 7, 2025, 5:43 AM GMT+7

**Download Date**

Mar 7, 2025, 5:54 AM GMT+7

**File Name**

ontents\_in\_Cross-bred\_Local\_Chickens\_Aged\_0\_Month\_to\_2\_Month.pdf

**File Size**

162.1 KB

4 Pages

3,832 Words

19,597 Characters

# 10% Overall Similarity

The combined total of all matches, including overlapping sources, for each database.





## Filtered from the Report

- ▶ Bibliography
- ▶ Quoted Text




## Exclusions

- ▶ 6 Excluded Matches

## Match Groups

-  **4 Not Cited or Quoted 3%**  
Matches with neither in-text citation nor quotation marks
-  **2 Missing Quotations 6%**  
Matches that are still very similar to source material
-  **0 Missing Citation 0%**  
Matches that have quotation marks, but no in-text citation
-  **0 Cited and Quoted 0%**  
Matches with in-text citation present, but no quotation marks

## Top Sources

- 10%  Internet sources
- 1%  Publications
- 4%  Submitted works (Student Papers)

## Integrity Flags

### 0 Integrity Flags for Review

No suspicious text manipulations found.

Our system's algorithms look deeply at a document for any inconsistencies that would set it apart from a normal submission. If we notice something strange, we flag it for you to review.

A Flag is not necessarily an indicator of a problem. However, we'd recommend you focus your attention there for further review.

### Match Groups

- 4 **Not Cited or Quoted 3%**  
 Matches with neither in-text citation nor quotation marks
- 2 **Missing Quotations 6%**  
 Matches that are still very similar to source material
- 0 **Missing Citation 0%**  
 Matches that have quotation marks, but no in-text citation
- 0 **Cited and Quoted 0%**  
 Matches with in-text citation present, but no quotation marks

### Top Sources

- 10% Internet sources
- 1% Publications
- 4% Submitted works (Student Papers)

### Top Sources

The sources with the highest number of matches within the submission. Overlapping sources will not be displayed.

<div style="background-color: #e91e63; color: white; border-radius: 50%; width: 20px; height: 20px; display: flex; align-items: center; justify-content: center; margin-bottom: 5px;">1</div> <div style="background-color: #fce4ec; border-radius: 10px; padding: 2px 10px; display: inline-block;">Internet</div>	<p><b>jjbs.hu.edu.jo</b></p> <hr/> <p><b>Universitas Airlangga</b></p> <hr/> <p><b>www.researchgate.net</b></p>	<p><b>8%</b></p> <hr/> <p><b>1%</b></p> <hr/> <p><b>&lt;1%</b></p>
---	---	--

# Protein Level Efficacy in Improving Meat Nutritional Contents in Cross-bred Local Chickens Aged 0 Month to 2 Month

Wahyu Widodo<sup>1,\*</sup>, Aris Winaya<sup>2</sup>, Lili Zalizar<sup>3</sup>, Apriliana Devi Anggraini<sup>4</sup>, Abdul Malik<sup>5</sup>, Suyatno Suyatno<sup>6</sup>, Muhammad Zahoor<sup>7</sup>, and Maizirwan Mel<sup>8</sup>

<sup>1</sup>Nutrition Laboratory University of Muhammadiyah Malang, Jl. Raya Tlogomas No 246, Malang 65144, East Java, Indonesia;

<sup>2</sup>Genetic Laboratory University of Muhammadiyah Malang, Jl. Tegal Gondo No 245, Malang 65152, East Java, Indonesia; <sup>3</sup>Health Laboratory University of Muhammadiyah Malang, Jl. Raya Tlogomas No 246, Malang 65144, East Java, Indonesia; <sup>4</sup>Feed Laboratory University of Muhammadiyah Malang, Jl. Raya Tlogomas No 246, Malang 65144, East Java, Indonesia; <sup>5</sup>Poultry Production Laboratory University of Muhammadiyah Malang, Jl. Tegal Gondo No 245, Malang 65152, East Java, Indonesia; <sup>6</sup>Breeding Laboratory University of Muhammadiyah Malang, Jl. Tegal Gondo No 245, Malang 65152, East Java, Indonesia; <sup>7</sup>Department of Biochemistry, University of Malakand, Chakdara, Lower Dir, 18800, Khyber Pakhtunkhwa, Pakistan; <sup>8</sup>Postgraduate School, Program Study of Biology, Menara Universitas Nasional Jl. RM. Harsono No.1, Special Region of Jakarta 12550, Indonesia

Received: Oct 5, 2022; Revised: Dec 17, 2022; Accepted Dec 23, 2022

## Abstract

Various types of local chickens (*Gallus gallus domesticus* Linnaeus, 1758) exist in Indonesia and are raised for their meat. Chicken meat is a favorite for its good taste, affordable price, higher protein content compared with other protein-containing agricultural products, and higher essential amino acids compared with non-poultry animals. This research was conducted from 6th December 2021 to 6th February 2022, worked in the cage installed explicitly in the precinct of the University of Muhammadiyah Malang, East Java, Indonesia. The research analyzed the dry meat matter, ash, protein, and fat contents in cross-bred chickens fed with different protein levels when aged 0 mo to 2 mo (mo = month). The research method was the experimental method. The research applied an experimental method with a randomized block design, involving four groups in each of the four treatments. T0, T1, T2, and T3 were fed with protein contents of 17 %, 18 %, 19 %, and 20 %, respectively. Analysis of variance (ANOVA) with a chance of Least Student Differences (LSD) test was employed to analyse the data. Conclusively, different protein levels in feed do not affect the nutrition contents such as dry meat matter, ash, protein, and fat contents formed in cross-bred local chickens. It is therefore suggested that the lowest protein content of 17 % for cross-bred local chickens aged 0 mo to 2 mo should be the most efficient.

**Keywords:** Domestic fowl, Feed efficiency, *Gallus gallus domesticus* (Linnaeus, 1758), Nutrition efficiency, Nutritional needs, Poultry, Productivity increase, Protein ratio

## 1. Introduction

Various local chickens, both native and adopted, have existed in Indonesia from tens to hundreds of years ago. Local chickens without special characteristics are referred to as native chickens, and they are generally raised in rural communities for their meat, eggs, or savings (Iriyanti *et al.*, 2014). Three classes of local chickens are broiler (*pelung, nagrak, gaok, sedayu*), layer (black *kedu*, white *kedu*, *nusa penida*, *nunukan*, *merawang*, *wareng*, *sumatra*), and dual-purpose (*sentul*, *bangkalan*, *olagan*, *ayunai*, *melayu*, *siem*). Some other chickens are considered fighter (*banten*, *ciparage*, *tolaki*, *bangkok*) and ornamental (*pelung*, *gaok*, *tukung*, *burgo*, *bekisar*, *walik*) (Diyanto *et al.*, 2007). Finally, there are also cross-bred local chickens, which are the outcomes of cross-breeding male native chickens with female laying local chickens.

Feed is one of the important aspects of poultry (Wahyudi *et al.*, 2021). Before this paper was completed, the nutritional needs of cross-bred local chickens were

unknown. Since poultry feed quality is determined by its protein contents (Sabate *et al.*, 2014; Wahju, 2015), it is safe to assume that adding various protein sources in feeds should help reveal the nutritional needs rates according to age. Bodyweight gain in livestock relies heavily on protein intake, and protein-based feed should contain complete amino acids in a balanced amount to ensure efficiency. The body will then absorb the amino acid to form the meat and increase its mass. The protein efficiency ratio will show the level of the coefficient of chicken to convert every gram of protein consumed into body weight gain (Bai *et al.*, 2015; Khan, 2018).

Meat is a food source for humans as it is the most significant protein source compared to other protein-containing agricultural products (Sekhar *et al.*, 2020). While chicken meat contains 18.71 % protein, tempeh has 18.44 %, and tofu 13.84 % (Sidadolog, 2006). Chicken meat is one of the people's favorite choices due to its good taste and affordable price, which drives the chicken meat consumption rate higher yearly. Since protein content in meat depends on protein consumption and amino acid balance in the feed (Gultom *et al.*, 2016; Parolini *et al.*, 2020), this research aims to find out if different protein levels in feed affect meat nutrition contents. Cross-bred

\* Corresponding author. e-mail: [wahyu@umm.ac.id](mailto:wahyu@umm.ac.id)

local chicken has become the focus of it since 2020 as potential laying native chicken, and the age range of 0 mo to 2 mo ((mo = month) is essential in the starter period.

**2. Research Methods**

This research was conducted from 6th December 2020 to 6th February 2021; worked in the cage installed explicitly in the precinct of the University of Muhammadiyah Malang, East Java, Indonesia, to study poultry. The materials were 80 cross-bred local chickens one-day-old with an average weight of 34.22 g. Variables studied were (i) meat dry matter content, (ii) meat ash content, (iii) meat protein content, and (iv) meat fat content by employing proximate analysis (Widodo, 2019). In detecting the meat dry matter content, the material samples of breast meat were dried in an oven (Memmert UN 30, Germany) at 105 °C to get rid of water and then calculated as per Equation (1):

$$\text{Dry matter content (\%)} = \left( \frac{C - A}{B} \right) \times 100 \% \quad (1)$$

Descriptions:

A = Weight of empty container (g)

B = Sample weight (g)

C = Weight of container and sample after oven drying (g)

To discover the meat ash content, the material samples were kilned (Furnace Neytech Jff 2000, USA) at a temperature of 600 °C for 1 h and computed according to Equation (2):

$$\text{Ash content} = \left( \frac{C - A}{B} \right) \times 100 \% \quad (2)$$

Description:

A = Weight of empty container (g)

B = Sample weight (g)

C = Weight of container and sample after charring (g)

The three stages of the Kjeldahl method – digestion, distillation, and titration – were performed to observe the meat protein content. First, samples were boiled into solutions, and then the components in the solutions were separated before their concentrations were assessed by the following Equation (3):

$$\text{Crude Protein (\%)} = \text{Nitrogen Content (N)(\%)} \times 6.25 \quad (3)$$

Soxhlet extractor (Apparatus – 64826 Sigma-Aldrich Pte. Ltd.) was employed to determine the meat fat content. Each solvent containing fat was placed in the extractor and then heated in an oven at 105 °C to evaporate the solvent, leaving fat free of it. The crude fat content was then assessed in line with Equation (4):

$$\text{Fat content} = \left( \frac{C - A}{B} \right) \times 100 \% \quad (4)$$

Descriptions:

A = Weight of empty fat container (g)

B = Sample weight (g)

C = Weight of fat container and sample after heating (g)

The research procedure has been approved by the Ethical Commission of the Faculty of Medicine, University of Muhammadiyah Malang (No.5.a/048.a

/KEPK-UMM/III/2022) with an experimental method, randomized block design due to different types of cross-bred local chicken involved.

Four treatments were prepared, detailed as: T0 = feed with 17 % protein content, T1 = feed with 18 % protein content, T2 = feed with 19 % protein content, and T3 = feed with 20 % protein content (Fitasari *et al.*, 2016). Each treatment was of four groups: K1 = male *wareng* with female *lurik*, K2 = male *ranupani* with female white *kedu*, K3 = male white *kedu* with female *ranupani*, and K4 = male *ranupani* with female *wareng*. Each group held five chickens. The data obtained were calculated using analysis of variance (ANOVA). Should there be a significant effect, Least Student Differences (LSD) test would be performed (Adinurani, 2016, 2022). The feed compositions for all treatments are details as per Table 1.

Table 1. Ingredients and nutrient content of feed

Feed ingredients	Treatment			
	T0	T1	T2	T3
CGM	2.00	3.23	4.45	5.68
DDGS	10.00	8.94	7.87	6.81
Fish meal (Menhaden)	1.90	2.27	2.63	3.00
MBM	5.20	5.13	5.07	5.00
Corn	49.65	47.55	45.45	43.35
Rice bran	22.57	22.32	22.06	21.81
Bone meal	0.10	0.07	0.03	0.00
soy sauce flour	5.20	7.17	9.15	11.12
Metionin	0.41	0.41	0.41	0.41
Lysin	0.29	0.28	0.26	0.25
Cooking oil	0.30	0.30	0.30	0.30
Salt	0.25	0.25	0.25	0.25
Herbal	1.00	1.00	1.00	1.00
Lime	1.13	1.08	1.02	0.97
Dicalcium phosphat	0.00	0.02	0.04	0.06
<b>Total</b>	<b>100 %</b>	<b>100 %</b>	<b>100 %</b>	<b>100 %</b>
<b>Nutrient Feed</b>				
ME	2900	2900	2900	2900
Protein	17.00	18.00	19.00	20.00
Fat	5.00	5.00	5.00	5.00
Crude Fiber	5.00	5.00	5.00	5.00
Ca	1.00	1.00	1.00	1.00
P	0.45	0.45	0.45	0.45
Na	0.15	0.15	0.15	0.15
Arginin	1.20	1.20	1.20	1.20
Histidin	2.00	2.00	2.00	2.00
<b>Feed ingredients</b>	<b>Treatment</b>			
	<b>T0</b>	<b>T1</b>	<b>T2</b>	<b>T3</b>
Isoleusin	0.60	0.60	0.60	0.60
Leusin	1.00	1.00	1.00	1.00
Lisin	1.10	1.10	1.10	1.10
Metionin	0.75	0.75	0.75	0.75
Fenilalanin	0.54	0.54	0.54	0.54
Treonin	0.68	0.68	0.68	0.68
Triptofan	0.17	0.17	0.17	0.17
Valin	0.62	0.62	0.62	0.62

**3. Results and Discussion**

The meat nutritional content findings in cross-bred local chickens fed with different protein levels are presented in Table 2 below.

**Table 2.** Meat nutritional contents in cross-bred local chickens fed with different protein levels

Variable	Treatments (%)			
	T1	T2	T3	T4
Dry matter	91.90 ± 1.92	93.95 ± 0.74	93.41 ± 1.42	92.58 ± 0.33
Ash	8.35 ± 2.88	9.19 ± 0.88	8.38 ± 1.40	8.72 ± 1.65
Protein	80.20 ± 2.81	82.06 ± 4.95	82.78 ± 2.46	82.04 ± 1.26
Fat	3.24 ± 2.00	2.41 ± 0.72	2.23 ± 1.03	2.15 ± 0.69

Poultry meat comprises food components, such as protein, fat, carbohydrates, vitamins, water, and minerals (Giannenas *et al.*, 2017). Meat quality depends on the amount of nutrients consumed, and the feed consumption rate is related to the property of the available feed. Moreover, feed compositions and other factors such as age, species, nation, sex, additives, slaughter weight or carcass weight, growth rate, type of livestock, and treatment before and after cutting also affect the meat characteristics. Further, post-cutting handling, storage, and preservation by withering, processing by cooling, freezing, drying, heating or cooking, and additives can influence the change of chemical composition in meat (Grashom and Serini, 2006).

Meat dry matter is the total feed ingredients other than water. Referring to Table 1, feeding with different protein levels does not significantly affect meat dry matter content ( $P > 0.05$ ). The causative factors can be changes in environmental temperature, biosecurity systems, uncomfortable cage conditions, and high humidity. It is in line with Widodo *et al.* (2019) opinion that the most significant factors that affect the number of lymphocytes are high temperature, the environment, and stress. An increase in temperature reduces the weights of lymphoid thymus and bursa Fabricius, resulting in a lower number of lymphocytes which then impedes the digestive tract from working optimally.

Digestible dry matter and absorbable nutrient contents also have some bearing on the value of dry matter content in meat. According to Suryanto *et al.* (2009), the body does not absorb dry matter excreted in the feces. In this study, the amount of dry matter in the ration used was almost the same, so the results of the nutritional content in local chicken meat were relatively the same.

Meat ash is a group of mineral substances found in food or animal tissue determined by burning organic substances and then weighing the rest. Measuring ash content is a way to quantify the amount of mineral content in food (Daniel *et al.*, 2018; Niken, 2012). Table 1 indicates that feeding with different protein levels has no significant effect ( $P > 0.05$ ) on meat ash content. Such an event may occur when the protein content in the feed is of low quality or when the protein mixture is of lower quantity than necessary. Mineral absorption often requires specific carrier proteins, of which synthesis plays an essential role in regulating bodily mineral levels. Transporting and storing minerals also demand specific binding to the carrier proteins; its deficiency should send lots of the minerals to the kidneys, digestive tract, and bile, which are then lost in secretions (Widodo *et al.*, 2021).

The most significant dry matter component in meat (Dhama *et al.*, 2011), protein is a complex organic substance with high molecular weight. Chicken meat contains high-quality protein because it is easily digested and absorbed; it also has a larger number of essential amino acids than non-poultry animals (Bai *et al.*, 2015).

As revealed in Table 1, feeding different protein levels has no significant effect ( $P > 0.05$ ) on meat protein content. That the different protein levels suffice to keep all treatments in normal conditions is the apparent cause. Hidayat (2017) and Rana *et al.* (2020) have stated that protein intake goes along with ration consumption, where the higher the protein value, the lower the ration conversion value. Furthermore, Gultom (2016) and Soglia *et al.* (2021) agree that high protein consumption affects protein absorption in meat and provides adequate amino acids to ensure normal cellular metabolism. While low protein treatment results in low meat protein content (Kartikasari *et al.*, 2001; Sutanto *et al.*, 2019), Anang (2017) and Iriyanti *et al.* (2014), it was emphasized that local chicken meat has decent nutritional values and high protein contents.

Meat fat is a high-energy food for every gram provides more energy than carbohydrates or protein (Ruben *et al.*, 2017). Fat also acts as insulation and protection in the tissues of the subcutaneous and around certain organs, solvent vitamins A, D, E, K, and food reserves in the body (Van, 2019). Table 1 shows that feeding different protein levels has no significant effect ( $P > 0.05$ ) on meat fat content. This is due to the nearly identical nutritional content of the feed in each treatment, especially the additional herbs, so the crude fat digestibility levels are similar.

The low rates of crude fat digestibility happen when chickens avoid increasing the ambient temperature. Instead, feed is stored in the cache to be digested gradually later. When the cage is comfortable enough, chickens reduce the burden of digesting fat. While the increase in temperature and heat stress can reduce the digestibility of dry matter, crude protein, and carbohydrates, they are barely effective to fat digestibility (Tolimir *et al.*, 2010).

#### 4. Conclusions and Suggestions

It was concluded that feed with different levels of protein does not present significant changes in dry matter, ash, protein, and fat contents of cross-bred local chicken meat. Therefore, the lowest feed protein content of 17 % for cross-breed local chickens aged 0 mo to 2 mo should be of the highest nutrition contents.

#### Acknowledgment

The authors would like to express their gratitude to the National Research and Innovation Agency of the Republic of Indonesia (BRIN), the Educational Fund Management Institution (LPDP), and the Ministry of Agriculture for funding this research under the National Research Priority Project Cooperation (7/EI/II/PRN/2020). In addition, the authors also wish to thank the Directorate of Research and Community Service and the Department of Animal Science of the Faculty of Agriculture and Animal Science of the University of Muhammadiyah Malang.

## References

- Adinurani PG. 2016. **Design and Analysis of Agrotrial Data: Manual and SPSS**. Plantaxia, Yogyakarta, Indonesia
- Adinurani, PG. 2022. **Agrotechnology Applied Statistics** (compiled according to the semester learning plan). Deepublish, Yogyakarta, Indonesia
- Anang A. and Suharyanto. 2007. **Harvest Chicken in 7 Weeks Free of Avian Influenza**. Penerbar Swadaya, Depok, Indonesia.
- Bai J, Greene E, Li W, Kidd MT, and Dridi S. 2015. Branched-chain amino acids modulate the expression of hepatic fatty acid metabolism-related genes in female broiler chickens. *Mol. Nutr. Food Res.*, **59(6)**: 1171–1181.  
<https://doi.org/10.1002/mnfr.201400918>
- Daniel S, Razvan-Mihail R, Ioan C and Georghe DM. 2018. Influence of feed particle size on chicken broilers performance. *Annals of the University of Oradea, Fascicle: Ecotoxicology, Animal Husbandry, and Food Science and Technology*, **17/B**: 257–262.
- Dhama K, Verma V, Sawant PM, Tiwari R, Vaid RK and Chauhan RS. 2011. Applications of probiotics in poultry: Enhancing immunity and beneficial effects on production performances and health. *J. Immunol. Immunopathol.*, **13(1)**: 1–19.
- Diwyanto K, Sulandari S, Diwyanto K and Prijono SN. 2007. Diversity of Indonesia's local chicken biological resources: Benefits and potential, In: Diwyanto K and Prijono SN (Eds.). Pusat Penelitian Biologi - LIPI, Jakarta, Indonesia.
- Fitasari E, Reo K and Nadia Niswi N. 2016. The use of different levels of protein in native chickens on the performance of protein production and digestibility. *Jurnal Ilmu-Ilmu Peternakan*, **26(2)**: 73–83. <https://doi.org/10.21776/ub.jiip.2016.026.02.10>
- Giannenas I, Bonos E, Anestis V, Filioussis G, Papanastasiou DK, Bartzanas T, Papaioannou N, Tzora A and Skoufos I. 2017. Effects of protease addition and replacement of soybean meal by corn gluten meal on the growth of broilers and on the environmental performances of a broiler production system in Greece. *PLoS One* **12(1)**: 1–26.  
<https://doi.org/10.1371/journal.pone.0169511>
- Grashorn MA and Serini C. 2006. Quality of chicken meat from conventional and organic production. Proceedings of the 12th EPC. Verona, Italy.
- Gultom EP, Wahyuni TH and Tafsin M. 2016. Digestibility of crude fiber and crude protein diet containing oil palm frond treated by physical, biological and chemical on sheep. *Jurnal Peternakan Integratif*, **4(2)**: 193–202.  
<https://doi.org/10.32734/jpi.v4i2.2795>
- Hidayat Z. 2017. The effect of adding feed additives with different doses in the ration on the performance of laying hens. Undergraduate Thesis. Lampung University, Lampung, Indonesia.
- Iriyanti N, Santosa RSS and Rachmawati WS. 2014. Blood profile and performance of native chicken with functional feed. *Int. J. Poult. Sci.*, **13(11)**: 645–651.
- Kartikasari LR, Soeparno and Setiyono. 2001. Chemical composition and fatty acid studies of broiler breast meat receiving methionine supplementation on low protein feed. *Bulletin of Animal Science*. **25(1)**: 33–39.
- Khan HS. 2018. Recent advances in role of insects as alternative protein source in poultry nutrition. *J. Appl. Anim. Res.*, **46(1)**: 1144–1157.  
<https://doi.org/10.1080/09712119.2018.1474743>
- Niken A. 2012. Performance of free-range chicken with broiler concentrate-based ration. *Jurnal Agrisains*. **3(5)**: 51–58
- Parolini M, Ganzaroli A and Bacenetti J. 2020. Earthworm as an alternative protein source in poultry and fish farming: Current applications and future perspectives. *Sci. Total Environ.*, **734**: 1–25. <https://doi.org/10.1016/j.scitotenv.2020.139460>
- Rana P, Tewatia BS, Jyotsana, Kumar R and Panwar VS. 2020. Effect of herbal methionine supplementation on growth performance and economics of broiler chicken. *J. Entomol. Zool. Stud.*, **8(6)**: 2076–2081.
- Ruben NT, Raphael KJ, Boris NT, Doriane YMD, Herve MK, Serges K, Alexis T and Ami M. 2017. Performances of broiler chicken fed on diet supplemented with thyme and oregano essential oils stabilized in a plant charcoal matrix. *J. World's Poult. Res.*, **7(2)**: 79–87.
- Sabate J, Sranachoenpong K, Harwatt H, Wien M and Soret S. 2014. The environmental cost of protein food choices. *Public Health Nutr.*, **18(11)**: 2067–2073  
<https://doi.org/10.1017/S1368980014002377>
- Sekhar SRM, Matt SG and Manvi SS. 2020. Prediction of protein secondary structure from amino acid sequences by integrating fuzzy, random forest and feature vector methodologies. *Jordan J. Biol. Sci.*, **13(4)**: 483–492
- Sidadolog P. 2006. Adjustment of different feeding time and protein energy content on feed efficiency and growth of broiler chickens. *Buletin Peternakan*. **30(3)**: 126–135.  
<https://doi.org/10.21059/buletinpeternak.v30i3.1203>
- Sogila F, Zampiga M, Baldi G, Malila Y, Thanatsang KV, Srimarut Y, Petracci M, Tatiyaborworntam N, Unger O, Klamchuen A, Laghi L, and Sirri F. 2021. Lysine depletion during different feeding phases: Effects on growth performances and meat quality of broiler chickens. *Animals*. **11(6)**: 1–16.  
<https://doi.org/10.3390/ani11061499>
- Suryanto E, Sasongko H, Maryam M and Santosa R. 2009. The effect of type of feed and slaughter age on the performances and carcass characteristic of male Arab chicken. *J. Indones. Trop. Anim. Agric.*, **3(3)**: 181–188.
- Sutanto A, Widodo W and Rahayu ID. 2019. Developing organic feed stuff as the main component of broiler chickens' feed with canvas model in East Java: A case study of analysis on organic rice and corn in Malang and Tulungagung. *IOP Conf. Ser.: Mater. Sci. Eng.*, **532(012022)**: 1–5. <http://dx.doi.org/10.1088/1757-899X/532/1/012022>
- Tolimir N, Peric L, Milosevic N and Bogdanovic V. 2010. The effect of multiphase nutrition on production performances of broilers. *Biotechnol. Anim. Husb.*, **26(1–2)**: 83–90
- Van DP. 2019. Meat production performances of cay cum chickens in rations with different levels of metabolizable energy and crude protein with probiotics. MSc Theses Laguna State Polytechnic University, Similoan, Laguna, Philippines .
- Wahju J. 2015. **Poultry Nutrition Science**. Universitas Gadjah Mada Press, Yogyakarta, Indonesia
- Wahyudi A, Pamungkas D, Setyobudi RH, Hendraningsih L and Vincēviča-Gaile Z. 2021. Organic acid and nutrient composition of lactic acid bacteria inoculated total mixed ration silage under tropical condition: organic acids and nutrients composition of Lactic Acid Bacteria. *Proc. Pak. Acad. Sci.: B*, **54(1)**: 41–45.
- Widodo W. 2019. **Poultry Livestock Nutrition Science**. UMM Press, Malang, Indonesia.
- Widodo W, Rahayu ID, Sutanto A, Setyobudi RH and Mel M. 2019. The effectiveness of curcuma (*Curcuma xanthorrhiza* Roxb.) addition in the feed toward super Kampong chicken performances. *Proc. Pak. Acad. Sci.: B*, **56(4)**: 39–46
- Widodo W, Rahayu ID, Sutanto A, Anggraini AD, Sahara H, Safitri S and Yaro A. 2021. *Curcuma xanthorrhiza* Roxb. as feed additive on the carcass and fat weight percentage, meat nutrient, and nutrient digestibility of Super Kampong Chicken. *Sarhad J. Agric.*, **37(1)**: 41–4