



Prodi Agroteknologi

Similarity - Maftuchah Siskawardani Zainudin Septia Heri Aisyah Kurniawati - Jathropa Biodiesel Crude Oile

 01

 nitip

 University of Muhammadiyah Malang

Document Details

Submission ID

trn:oid::1:2991271807

Submission Date

Aug 27, 2024, 1:56 PM GMT+7

Download Date

Aug 28, 2024, 1:50 PM GMT+7

File Name

ptia_Heri_Aisyah_Kurniawati_-_Jathropa_Biodiesel_Crude_Oile.pdf

File Size

253.0 KB

10 Pages

4,060 Words

21,299 Characters

14% Overall Similarity

The combined total of all matches, including overlapping sources, for each database.





Filtered from the Report

- ▶ Bibliography
- ▶ Quoted Text




Exclusions

- ▶ 3 Excluded Sources
- ▶ 45 Excluded Matches

Match Groups

-  **44 Not Cited or Quoted 14%**
Matches with neither in-text citation nor quotation marks
-  **0 Missing Quotations 0%**
Matches that are still very similar to source material
-  **0 Missing Citation 0%**
Matches that have quotation marks, but no in-text citation
-  **0 Cited and Quoted 0%**
Matches with in-text citation present, but no quotation marks

Top Sources

- 9%  Internet sources
- 13%  Publications
- 3%  Submitted works (Student Papers)

Integrity Flags

0 Integrity Flags for Review

No suspicious text manipulations found.

Our system's algorithms look deeply at a document for any inconsistencies that would set it apart from a normal submission. If we notice something strange, we flag it for you to review.

A Flag is not necessarily an indicator of a problem. However, we'd recommend you focus your attention there for further review.

Match Groups

- **44 Not Cited or Quoted 14%**
Matches with neither in-text citation nor quotation marks
- **0 Missing Quotations 0%**
Matches that are still very similar to source material
- **0 Missing Citation 0%**
Matches that have quotation marks, but no in-text citation
- **0 Cited and Quoted 0%**
Matches with in-text citation present, but no quotation marks

Top Sources

- 9% Internet sources
- 13% Publications
- 3% Submitted works (Student Papers)

Top Sources

The sources with the highest number of matches within the submission. Overlapping sources will not be displayed.

1	Publication	Edy Hartulistiyoso, Obie Farobie, Dyah Wulandarni, Muhammad Akmal Saladdin. ...	2%
2	Internet	journals.iium.edu.my	2%
3	Internet	www.econstor.eu	1%
4	Student papers	Universitas Sebelas Maret	1%
5	Publication	Chris Saffron. "Achieving carbon negative bioenergy systems from plant material..."	1%
6	Publication	Danung Nur Adli, Muhammad Pramujo, Aulia Puspita Anugra Yekti. "Developing ..."	0%
7	Publication	Jenő Hancsók. "Synthesis of fuel additives on vegetable oil basis at laboratory sca..."	0%
8	Publication	Daniel, J M E Purba, C Saleh, A R Magdaleni. " Synthesis of polyol from Bintaro see..."	0%
9	Publication	Gofferje, Gabriele. "Improved Oil Processing and Protein Extraction for Better Val..."	0%
10	Internet	melysajournal.com	0%

11	Internet	www.ncbi.nlm.nih.gov	0%
12	Student papers	Federal University of Technology	0%
13	Internet	dokumen.site	0%
14	Internet	www.tandfonline.com	0%
15	Publication	A Lubis, T Mandang, W Hermawan, Sutrisno. "Characterization of The Yield and Q...	0%
16	Internet	jjbs.hu.edu.jo	0%
17	Publication	Muhammad Dhafir, Darwin Darwin, Muhammad Alwi Al Fayed, Siti Suharyatun. "...	0%
18	Internet	smujo.id	0%
19	Internet	www.rug.nl	0%
20	Publication	Maftuchah, Agus Zainudin, Aris Winaya, Yuyun Rahmadesi. "Biodiesel generated f...	0%
21	Publication	P W Ratrinia, Sumartini, U I Komala. "The effect of addition mangrove leaves po...	0%
22	Publication	Yuli Rahmawati, Peter Charles Taylor. "Empowering Science and Mathematics for ...	0%
23	Publication	Maftuchah, Helvi Ardana Reswari, Erny Ishartati, Agus Zainudin, Hadi Sudarmo. "...	0%
24	Publication	Mariana, Rina Rifqie, Titi Mutiara Kirana, and Laily Hidayati. "Analysis on the Qual...	0%

25	Internet	pdfs.semanticscholar.org	0%
26	Internet	repositorio.continental.edu.pe	0%
27	Internet	eprints.umm.ac.id	0%
28	Publication	Marcelo Francisco Pompelli. "Environmental influence on the physico-chemical a...	0%
29	Publication	Samudra Prosad Banik, Debasis Bagchi. "Biofuels - Scientific Explorations and Tec...	0%
30	Publication	Satu Sundqvist. "Decarboxylation of rosin acids in fusion synthesis of Ca-resinate...	0%

Nidia S. Caetano *Editor*

Sustainable Development with Renewable Energy

The 10th International Conference
on Energy and Environment Research—
ICEER 2023

The 10th International Conference on Energy and Environment Research

ICEER 2023, 30 April 2024

THE QUALITY OF SEEDS AND CRUDE JATROPHA OIL (CJO) BASED ON VARIOUS HYBRIDE OF *Jatropha curcas* L. AS A BIODIESEL SOURCE

Maftuchah^{a,b}, Devi Dwi Siskawardani^{c*}, Agus Zainudin^a, Erfan Dani Septia^{a,b}, Ahmad Fauzan Heri^d, Iis Aisyah^d and Dini Kurniawati^{b,d}

^a Department of Agrotechnology, Faculty of Agriculture and Animal Science, University of Muhammadiyah Malang, Kota Malang, East Java, 65145, Indonesia

^b Center of Biotechnology Development, University of Muhammadiyah Malang, Kota Malang, East Java, 65145, Indonesia

^c Department of Food Technology, Faculty of Agriculture and Animal Science, University of Muhammadiyah Malang, Kota Malang, East Java, 65145, Indonesia

^d Department of Machine Engineering, Faculty of Engineering, University of Muhammadiyah Malang, Kota Malang, East Java, 65145, Indonesia

*Corresponding author: devi@umm.ac.id

Abstract

27 *Jatropha curcas* L. is a woody shrub from the tropics that has extraordinary potency as a producer of biodiesel. Crude *Jatropha* Oil (CJO) about 30%-40% in the seed, and 40%-50% in the kernel. CJO is produced by dry seeds extraction, mechanically or chemically. Mechanical extraction by pressing was easier and cheaper, because it was not require complicated technology. This **11** arch was aimed to analyze the quality of seeds and CJO based on various hybrid of *J. curcas* as a source of biodiesel. The material was dry seeds from 4 genotypes of *J. curcas* hybrid from Kedung Pengaron, Pasuruan District, East Java Province, namely G5-A, G5-B, G6-A and G6-B. This research consisted 2 stages, started with observing *Jatropha curcas* L. seeds quality **24** (moisture and oil content), followed by CJO production and analyzed (acid number, Free Fatty Acid, saponification number, ester number, and water content). Completely Randomized Design with 3 replications were applied. The results defined that *Jatropha curcas* hybrid was not significantly affect on the oil content, but gave significantly effect on the water content of seeds. Furthermore, *J. curcas* hybrid was also gave significantly effect on the acid number, FFA, and water content of CJO properties.

26 © 2021 Published by Elsevier Ltd.

Peer-review under responsibility of the scientific committee of The **8th** International Conference on Energy and **Environment Research**.

© 2023

3 Peer-review under responsibility of the scientific committee of The 10th International Conference on Energy and **Environment Research**.

Keywords: free fatty acid, saponification number, ester number

1. INTRODUCTION

The biggest potency of biodiesel raw material for Indonesia comes from palm oil. The properties of palm oil was 314 °C for ignition point, 88.6 ($10^{-6} \text{ m}^2 \text{ s}^{-1}$) for kinematic viscosity, 54.2 mg g^{-1} iodine number, 199.1 mg g^{-1} saponification number, Gross calorific value 39.54 (MJ kg^{-1}) [1]. *Jatropha curcas* L. is a tropical plant that also has potency as biodiesel raw material. *Jatropha* seeds contain about 35% oil that easy to convert as biodiesel [2]. Crude *Jatropha* Oil (CJO) commonly is obtained from extraction using a solvent, pressing, or a combination of both. The compression of *Jatropha* seeds that apply hydraulic presses at low temperature can produce 23-35 % oil in the seeds. Furthermore, extraction at high temperature (hot press), able to produce higher CJO about 75-80 % [3].

Meanwhile, *J. curcas* L. strength is, it includes in the non-edible oil category, so it would not compete with the needs of edible oil [4]. Therefore, its availability and sustainability would not interfere with Indonesian agricultural production. *Jatropha* fruit consisted of 3 chambers, and each chamber contains one seed, in other word one fruit resulting 3 seeds. Hartati et al., (2009) defined that the high oil content causes the seeds cannot be stored for a long time. The *Jatropha* seed characteristics mostly are oval, and blackish brown. These seeds contain a lot of oil about 35-45% and are toxic [6]. In addition, the biodiesel based on *Jatropha* seeds have environmental friendly properties with much lower emissions. In general, the cetane number is higher resulting combustion becomes more efficient, helps lubricate the piston engine, is easier to decompose, and renew [4]. It also consisted 35% oleic acid, and a lot of linoleic, which is very suitable to be applied as biodiesel [7].

The biodiesel production based on *Jatropha* seeds in Indonesia still encounter several obstacles, such as the low availability of seeds. The need of seeds for plant cultivation in the field is quite high. The effort to meet *Jatropha* needs in Indonesia should be supported by large-scale cultivation of superior varieties with high level of oil productivity. The breeding activity also was applied to produce superior varieties resulting raw materials supply can be guaranteed.

The quality of seeds and crude *Jatropha* oil greatly affects the quality of biodiesel produced. The saponification number is the amount of oil that can be saponified which defined the molecular weight. Achten et al. (2008) stated that the average of *J. curcas* saponification number ranged from 102.9-209 mg g^{-1} . While, previous studies informed that saponification number of *J. curcas* for the caboverde var. was 192.4 mg g^{-1} , nicaragua var. was 190.1 mg g^{-1} [9]; nicaragua var. $198.85 \pm 1.4 \text{ mg g}^{-1}$ [10], 183-191 mg g^{-1} [11]. Crude *Jatropha* oil characteristics consisted ignition point 340 °C, Kinematic viscosity 75.7 ($10^{-6} \text{ m}^2 \text{ s}^{-1}$), Iodine number 103.0 mg g^{-1} , Saponification number 198 mg g^{-1} , Gross calorific value 39.65 (MJ kg^{-1}) [1]. The value of the water content of vegetable oil should not to be more than 2%. The high water content in vegetable oil is feared to cause hydrolysis, which will increase free fatty acid levels. The high content of water and free fatty acids will trigger the formation of soap (saponification) and cause problems in the separation of glycerol [12]. The research aimed to identify the seed and crude jatropha oil

5. Quality of various hybrid *J. curcas* L. as a source of biodiesel.

2. MATERIAL AND METHODS

The research was conducted at the Chemistry Laboratory, University of Muhammadiyah Malang. Completely Randomized Design (CRD) with one factors *J. curcas* L. hybrid that consisted four level (G5-A, G5-B, G6-A, G6-B) [13] with 3 replications were applied. The *J. curcas* L. seeds used as samples was collected from Kedung Pengaron, Kejayan Sub-district, Pasuruan District, East Java, Indonesia. In addition, the various types of chemicals were prepared for analysis several parameters such as oil content, free fatty acids, saponification number, acid number and ester number. The raw material charectiristics were explained at Table 1.

Table 1. The Characteristics of *Jatropha curcas* L. Used As Biodiesel Raw Material.

Seed Hybrid	Number of Fruit	Number of Seed	Seed Dry Weight (g/plant)
G-5-A	669	1740	966.7
G-5-B	758	1828	1086.8
G-6-A	545	1368	740.8
G-6-B	816	2047	1105.4

This research started from seeds drying at oven for 1x24 hours at a temperature 75 °C, then the dry weight was measured. After the drying process, it followed seeds water content [14] and oil content analysis [15]. Furthermore, dried *Jatropha* seeds were pressed to obtain crude *jatropha* oil (CJO) and analyzed acid number, free fatty acid [16], saponification number, ester number, and water content [17]. The data obtained were analyzed using Analysis of Variance (ANOVA), then the significant parameters were continued with LSD test 5%.

16 RESULTS AND DISCUSSION

3.1 *Jatropha* Seed Characteristics

The results showed that the treatment of several genotypes from the *J. curcas* cross did not significantly affect the oil content, and had a significant effect on the water content of the seeds (Table 2). The data showed that the lowest water content of *Jatropha* seeds was in the G6-A, and the highest was in G5-B which was not significantly different from B5-A. While the seed oil content did not show any significant difference.

Table 2. Water Content and Oil Content ± Standard Deviation of *Jatropha curcas* L. Seed Genotypes.

Seed Genotypes	Water Content(%)		Oil Content (%)	
G5-A	8.42 ± 0.06	c	26.69 ± 0.73	a
G5-B	8.54 ± 0.15	c	27.92 ± 0.83	a
G6-A	7.52 ± 0.13	a	25.75 ± 1.93	a

2 Note: numbers followed by the same letter in a column were not significantly different on Duncan Test of 5%.

The genus *Jatropha* is sprout throughout the tropics and sub-tropics and can grow on marginal land. *J. curcas* is a potential bioenergy crop worldwide, due to its adapt ability to marginal soils and environments [18]. *J. curcas* seeds consisted of 75% seed flesh and 25% seed coat, with oil composed of fat $47.25 \pm 1.34\%$, protein $24.60 \pm 1.40\%$, crude fiber $10.12 \pm 0.52\%$, water $5.54 \pm 0.20\%$ and 7.99% carbohydrates, this percentage was influenced by genetic and environmental factors [10]. The variety in seed weight in the same amount was due to differences in the chemical composition of *Jatropha* seeds, which were caused by diversity in variety, genetics, age and environmental of plant growth [8].

In general, *J. curcas* sprout flower at the age 3-4 months, fruit arise at 4-5 months, and fruit ripening after 5-6 months. This plant is an annual plant that can live more than 20 years if cultivated properly and intensively. Crop

3 Productivity ranges from 3.5–4.5 kg of dry seeds/tree/year. Production will be stable after the plant is more than 1 year old [19]. The first harvest begins at the age of 8-9 months. Peak production will start in the 5th year and the amount of harvest in 1 hectare depends on many factors including the intensity of sunlight [20]. Productivity per plant reaches 2-2.5 kg of dry seeds. If the population 2000 plants/ha will produce 4-5 tons of dry seeds in one year and in one ton of dry seeds resulted 200-300 liters of oil. As the result in one hectare of land was produced 1000 -

3 0 liters of crude oil [21]. The JCUMM18 genotype produced the highest seed dry weight (328.5 kg/ha/year)

25 out watering. Cultivation in North Lombok-NTB produced a higher number of fruits and dry weight of 100 seeds than planting in Pasuruan, but the crude oil content produced in NTB was lower [18].

The water content of *J. curcas* seeds is one of the important factors before the seed pressing process. Gerpen et al., (2004) described that the optimum water content for oil-extracted grains was 6-7%. Seed water content mostly

20 influenced by fruit maturity at harvest period, drying and storage time. The lowest results of water content was in the G6A genotype ($7.52\% \pm 0.13$). The water content was tend to be high, this was influenced by seed harvesting during the rainy season and post-harvest handling which tends to humid with a long storage time resulted increasing in water content of seeds. The increase in humidity in the storage space causes an increase in seed water content. On the other hand, storage at low humidity will reduce seed water content [23].

The oil content of *J. curcas* seed is one of the important factors before the quality crude *jatropha* oil analysis. The results showed that the seed oil content was not significantly different. According to Putri et al., (2017) *Jatropha* produce seeds with oil content up to 37%, which was twice higher than soybeans and almost the same as Camelina. In preliminary research, the oil content of JC-18 *jatropha* seeds can reach 32.09% (planted in East Java) and 33.04% (planted in West Nusa Tenggara) [25]. The low seed oil content in this study was presumably due to harvesting process in the rainy season that resulted significantly increasing water content of the seed although it had been given drying treatment.

3.2. Crude *Jatropha* Oil Acid Number

The treatment of various genotypes of *J. curcas* showed that there was no significant effect on the ester number and saponification number of crude *jatropha* oil. Furthermore it gave significantly effect on the acid number, FFA (Free Fatty Acid) and water content of crude *jatropha* oil (Table 3).

Crude *jatropha* oil was obtained through compression and extraction processes using solvents, or a combination of both. Table 3 described that various hybrid of *J. curcas* gave significant effect on the acid number. This parameter measuring the amount of free fatty acids, and is calculated based on the molecular weight of the fatty acid or acid mixture. Acid Number is the number of milligrams of Base (KOH/NaOH) required to neutralize free fatty acids from one gram of oil or fat [26]. SNI standard 04-7182-2006 requires the acid number should not to exceed 0.80 mg KOH/g. In this study, the lowest acid value ($3.70 \text{ mg KOH g}^{-1} \pm 0.5$) was found in the plant genotype G6-1 which means it was exceed the standard [27]. The acid number indicates the amount of KOH required to neutralize free fatty acids. The greater value of acid number means more free fatty acids contained in the fat, so the fat quality is getting worse [28]. The acid number also showed that the oil/fat contained organic acids. This is due to the hexane solvent used during extraction will contribute and participate in free fatty acids extracting, especially oleic and linoleic fatty acids [29].

Table 3. Crude Jathropha Oil Properties

Treatment	Acid Number (mg-KOH g ⁻¹)	Free Fatty Acid (%)	Ester Number (mg-KOH g ⁻¹)	Saponification number (mg-KOH g ⁻¹)	Water Content (%)					
G5-A	4.22 ± 0.6	b	1.53 ± 0.16	b	63.14 ± 1.21	a	65.84 ± 0.55	a	0.43 ± 0.02	a
G5-B	4.22 ± 0.4	b	1.54 ± 0.16	b	60.90 ± 1.99	a	65.12 ± 1.61	a	0.50 ± 0.05	ab
G6-A	3.70 ± 0.5	a	0.69 ± 0.16	a	64.54 ± 1.21	a	66.24 ± 1.61	a	0.56 ± 0.06	b
G 6-B	5.63 ± 0.4	b	2.01 ± 0.15	b	62.86 ± 1.22	a	68.46 ± 1.60	a	0.63 ± 0.05	b

Note: numbers followed by the same letter in a column were not significantly different on Duncan Test of 5%.

3.3. Crude Jatropha Oil Free Fatty Acid

The analysis of variance (Table 3) defined that various hybrid of *J. curcas* gave significant effect on FFA parameters. Free Fatty Acid test was used to determine the free fatty acid content in the oil. The level of FFA indicates the damage level of oil due to the breakdown of triacylglycerol and fatty acid oxidation. The higher FFA value in the oil showed that oil quality was lower, conversely lower FFA value defined better oil quality [30]. FFA an important factor in determining the quality of CJO. Based on Table 3, the lowest FFA was genotype G6-A

(0.69% \pm 0.16). This result exceeded the Indonesian National Standard [27], the FFA content should be 0.2-0.4%. FFA is formed due to the hydrolysis process of oil into its acids.

3.4. Crude *Jatropha* Oil Ester Number

15 The results showed that there was no significant effect of genotype hybrid of *J. curcas* on the ester number. SNI standard 04-7182-2006 [27] determined that minimum ester number was 96.5. The ester number described about KOH are needed to saponify the ester in 1 gram of oil/fat. The purpose of determining the esters number or bound 17 y acids is to calculate the esterified glycerol. In this study, the highest ester value was found in the G6-A (64.54mg KOH g⁻¹ \pm 1.21). The ester number defined organic acids number that are compounded as esters, which 7 ed to acid number and saponification number. The ester number can be calculated as the difference between saponification number and the acid number [26].

3.5. Crude *Jatropha* Oil Saponification Number

18 Based on the analysis of variance, it showed that there was no significant effect of various genotype hybrid of *J. curcas* on the saponification number. In this study, the range value of the saponification number was from 65.12 \pm 8 (G5-B) to 68.46 \pm 1.60 (G6-B). Generally, the saponification number ranged from 102.9-209 mg g⁻¹ [8]. The saponification number interpreted the amount of oil that can be saponified, so it defined the oil molecular weight. 3 previous research found that the saponification number of *J. curcas nicaragua* var. was 198.85 \pm 1.4 [10]. The saponification number is expressed the amount (mg) of KOH needed to saponify 1 gram of oil or fat, the alcohol in KOH serves to dissolve the hydrolyzed fatty acids and facilitate the reaction with bases to form soap [26]. Therefore, greater saponification number, expressed smaller fatty acid and better quality of oil. Contrary, if the saponification number was small, defined that fatty acid was higher and the quality decreased. The number of 10 nification was influenced by the molecular weight of the oil [31]. Oils composed of short chain fatty acids mean that have lower molecular weight, as the result it will have a relatively higher saponification number and 19 versely. The saponification number is determined by the molecular weight of the constituent fatty acids. In addition, the number of saponification are influenced several factors such as cultivation, location to grow, climate, harvest time, season, genetic factors and the oil extraction process [32].

3.6. Crude *Jatropha* Oil Water Content

6 Based on analysis of variance (Table 3) showed that there was significant effect on the oil water content. The water content of the oil is the difference between the initial weight and the weight after evaporation of crude *jatropha* oil. The lowest water content was genotype G5-A (0.43% \pm 0.02). This was due to the harversting process at the rainy season, which resulted increasing water content. Although already gave oven drying treatment, it was

not significantly decreased water content.

4. CONCLUSION

The various genotypes of *J.curcas* hybrid showed unsignificantly effect on seed oil content, but it affect seed water content significantly. The lowest water content of *Jatropha* seed (7.52%) was achieved by genotype G6-A, and the highest was at G5-B (8.54%). Various genotypes of *J.curcas* hybrid defined significantly effect on acid number, Free Fatty Acid and water content of crude *jatropha* oil (CJO), but unsignificant on the saponification number and ester number. In this study, the lowest acid number (3.70 mg KOH/g) was in the G6-A genotype. The lowest free fatty acid content was genotype G6-A (0.69%). The various genotypes of *J.curcas* was unsignificant affect on the ester number and saponification number. In this study the highest ester number (62.83 mg KOH/g) was in the G6-B genotype. The saponification range values was 65.12 mg KOH/g (G5-B genotype) to 68.46 mgKOH/g (G6-B genotype). The lowest average water content of CJO (0.43%) was in the G5-A.

Acknowledgements

Thank you very much to the Directorate of Research and Community Service of Higher Education of Republic of Indonesia, which has provided research grants through the 2020 Higher Education Excellence Research Program (PTUPT).

References

- [1] Muhlbauer, W., Esper, A., Stumpf, E., Baumann, R. Plant Oil Based Cooking Stove: A Technology Update Paper at Workshop Rural Energy, Equity and Employment: Role of *Jatropha curcas*. 2010. Harare, Zimbabwe, New York: The Rockefeller Foundation and SIRDC.
- [2]Pompelli, M.F., Débora Teresa da Rocha Gomes Ferreira, Polyana Geysa da Silva Cavalcante, Taciana de Lima Salvador , Bety Shiue de Hsie and Laurício Endres, 2010, Environmental influence on the physico-chemical and physiological properties of *Jatropha curcas* seeds. Australian Journal of Botany 58(6) 421-427 <https://doi.org/10.1071/BT10102>
- [3]Qibtiah, M., 1998. Ekstraksi dan Pemurnian Minyak Jarak serta Karakteristik Mutunya. Skripsi. Fateta, IPB Bogor.53-65
- [4]Hambali, E. 2007. Jarak Pagar Tanaman Penghasil Biodiesel. Jakarta : Penebar Swadaya.
- [5]Hartati, Rr. S., A. Setiawan, B. Heliyanto, D. Prastowo dan Sudarsono. 2009. Keragaan Morfologi dan Hasil 60 Individu Jarak Pagar (*Jatropha curcas* L.) terpilih di Kebun Percobaan Pakuwon Sukabumi. Desember. Jurnal Littri, 15 (4): 152-161.

- [6]Hambali, E. dkk. 2006. Jarak Pagar Tanaman Penghasil Biodiesel. Cetakan Ketiga, Penebar Swadaya, Jakarta
- [7]Mohibbe, A., Amtul, W. and Nahar, N.M. 2005. Prospect and Potential of Fatty Acid Methyl Esters of some Non-traditional Seeds Oils for use as Biodiesel in India. Biomass Bioener. 29: 293-302
- [8]Achten, W.M.J., Verchot, L., Franken, Y.J., Mathijs, E., Singh, V.P., Aerts, R., & Muys, B. 2008. Jatropha Biodiesel Production and Use. Biomass & Bioenergy 32, 1063-1084.
- [9]Listiawati, A.P. 2007. Pengaruh kecepatan sentrifugasi terhadap karakteristik biodiesel *J.curcas* L. Fakultas Teknologi Pertanian, Institut Pertanian Bogor.
- [10]Akiyanto, E.T. 2003. Characteristics and Composition of Parkia biglobbossa and *J.curcas* Oils and Cakes. Bioresource Technology. (92), 301-310.
- [11] Sudradjat, R., D. Setiawan. 2006. Biodisel dari tanaman jarak pagar sebagai energi alternatif untuk pedesaan. Prosiding Seminar Hasil Litbang Hasil Hutan; Bogor, 30 Nov 2005. Pusat Litbang Kehutanan Bogor. hlm 207-219.
- [12] Harimurti N, Sumangat D, Haliza W, Risfaheri. Optimasi Proses Metanolisis dalam Minyak Jarak Pagar (*Jatropha curcas* L) Dengan Metode Permukaan Respon. Jurnal Pascapanen Pertanian 2010; 7(1): 16-22.
- [13] Maftuchah, A. Zainudin, H. Sudarmo. 2013. Production of physic nut hybrid progenies and their parental in various dry land. Agricultural Science J 2013; 4 (1): 48-56.
- [14] AOAC (Association of Official Analytical Chemist). 1995. Official Methods of Analysis of Association of Official Analytical Chemist. AOAC International. Virginia USA.
- [15] Pargiyanti, 2019. Optimasi Waktu Ekstraksi Lemak Dengan Metode Soxhlet Menggunakan Perangkat Alat Mikro Soxhlet. Indonesian Journal Of Laboratory. Vol 1 (2), 29-35.
- [16] Sanjiwani N. M. S., Ni Made S. dan Ni Luh R. 2015. Bilangan Peroksia, Bilangan Asam Dan Kadar FFA Biodiesel Dengan Penambahan Antioksidan Dari Kulit Buah Pisang Kapok (*Musa paradisiaca* L.). Jurnal kimia 9 (2): 259-266. ISSN 1907-9850.
- [17] AOAC (Association of Official Analytical Chemist). 1988. Official Methods of Analysis of Association of Official Analytical Chemist. AOAC International. Washington, DC.
- [18]Maftuchah, Agus Zainudin, Ali Ikhwan, Aris Winaya, Adi Purnama, Hadi Sudarmo. 2020. The potential of physic nut (*Jatropha curcas* Linn.) hybrid plant as a source of biodiesel at different planting location for dry land utilization. Energy Reports (6): 921-926.
- [19] Hasnam. 2011. Prospek Perbaikan Genetik Jarak Pagar (*Jatropha curcas* L.). Pusat Penelitian dan Pengembangan Perkebunan. Perspektif Vol.10 No.2, 70-80
- [20]Astuti, Y. 2008. Budidaya dan Manfaat Jarak Pagar (*Jatropha curcas* L.). Institut Pertanian Bogor, Bogor : p 8-9
- [21]Siswadi. 2006. Budidaya Tanaman Jarak Pagar. PT Citra Aji Parama: Yogyakarta. 43 hal.
- [22]Gerpen, J. V., B. Shanks, R. Pruszko, D. Clements Dan G. Knothe. 2004. Biodiesel Production Technology. United State of America: National Renewable Energi Laboratory.

- [23] Warsiki E, Sumangat D, Rismawati W. 2007. Pengaruh Bahan dan Kondisi Pengemasan Terhadap Mutu Biji Jarak Pagar (*Jatropha curcas* L). Dalam: Konferensi Jarak Pagar-Menuju Bisnis Jarak Pagar yang Feasible 19 Juni 2007. Bogor
- [24] Putri, R.A., Muhammad A., dan Ishak. 2017. Optimasi Proses Pembuatan Biodiesel Biji Jarak Pagar (*Jatropha curcas* L.) Melalui Proses Ekstraksi Reaktif. Jurnal Teknologi Kimia Unimal. Vol 6(2). Hal 16 – 30.
- [25] Maftuchah, Agus Zainudin, Hadi Sudarmo, 2019, Evaluation of Productivity Rate and The Quality of Several Genotypes of *Jatropha curcas* Linn. Seeds at First and Second Year in East Java and West Nusa Tenggara, Indonesia. International Journal of Engineering & Technology, 8 (1.9) (2019) 92-95.
- [26] Ketaren, S. 1986. Pengantar Teknologi Minyak dan Lemak Pangan. UI-Press, Jakarta,
- [27] Standar Nasional Indonesia. 1990. SNI Minyak Biji Jarak No. 01-1904-1990. Dewan Standardisasi Nasional
- [28] Chasani, M., Nursalim, V.H., Widyaningsih, S., Budiasih, I.N., & Kurniawan, W.A., (2014). Sintesis, Pemurnian dan Karakterisasi Metil Ester Sulfonat (MES) Sebagai Bahan Inti Deterjen dari Minyak Biji Nyamplung (*Calophyllum inophyllum* L.). Jurnal Molekul. 9 (1): 63 – 72.
- [29] Saranaung, A., M. S. Sangi, D. G. Katja. 2018. Pengaruh Ukuran Bahan terhadap Rendemen dan Kualitas Minyak Biji Pala (*Myristica fragrans* Houtt) dengan Metode Soxhletasi. Jurnal Mipa Unsrat Online 7(1):39-43
- [30] Ilmi, I.M.B., Khomsan, A., dan Marliyati, S.A. 2015. Kualitas Minyak Goreng dan Produksi Gorengan Selama Penggorengan di Rumah Tangga Indonesia. Jurnal Aplikasi Teknologi Pangan. 4(2):61-65.
- [31] Azza A. Abou-Arab, Marwa H. Mahmoud, Dorria M.M. Ahmed, Ferial M. Abu-Salem. 2019. Comparative study between chemical, physical and enzymatic methods for *J. curcas* kernel meal phorbol ester detoxification. Heliyon Journal. Journal homepage: www.heliyon.com
- [32] Nugrahani, R. A. 2008. Perancangan Proses Pembuatan Pelumas Dasar Sintesis Dari Minyak Jarak Pagar (*Jatropha curcas* L.) Melalui Modifikasi Kimiawi. Program Pascasarjana, Institut Pertanian Bogor.