

1st International Conference on Technology, Informatics, and Engineering

Malang, Indonesia • 28–29 July 2021

Editors • Andinusa Rahmandhika, Dana Marsetiya Utama,
Faris Rizal Andardi, Fauzi Dwi Setiawan Sumadi, Novendra Setyawan,
Wahyu Andhyka Kusuma and Robbi Rahim

WICON-TINE

AIP Conference Proceedings

Volume 2453

ISBN: 978-0-7354-4356-3

ISSN: 0094-243X

scitation.org/journal/apc

Proof



AIP Conference Proceedings

**1st International Conference on Technology,
Informatics, and Engineering**

Volume 2453

Proof

1st International Conference on Technology, Informatics, and Engineering

Malang, Indonesia

28-29 July 2021

Editors

Andinusa Rahmandhika

Dana Marsetiya Utama

Faris Rizal Andardi

Fauzi Dwi Setiawan Sumadi

Novendra Setyawan

Wahyu Andhyka Kusuma

Universitas Muhammadiyah Malang, Malang, Indonesia

Robbi Rahim

Universiti Malaysia Perlis, Perlis, Malaysia

All papers have been peer reviewed.



Melville, New York, 2022
AIP Conference Proceedings

Volume 2453

Editors

Andinusa Rahmandhika

Dana Marsetiya Utama

Faris Rizal Andardi

Fauzi Dwi Setiawan Sumadi

Novendra Setyawan

Universitas Muhammadiyah Malang

Electrical Engineering

Tlogomas, 246

Malang, 65154

Indonesia

Email: andinusa@umm.ac.id

dana@umm.ac.id

farisrz@umm.ac.id

fauzisumadi@umm.ac.id

novendra@umm.ac.id

Wahyu Andhyka Kusuma

Universitas Muhammadiyah Malang

Mechanical Engineering

Tlogomas, 246

Malang, 65154

Indonesia

Email: wahyukusuma@umm.ac.id

Robbi Rahim

Universiti Malaysia Perlis

School of Computer and Communication Engineering

Sg. Chuchuh, Arau, Jalan Wang Ulu, Kangar

Perlis, 01000

Malaysia

Sekolah Tinggi Ilmu Manajemen Sukma

Jl. Sakti Lubis, Siti Rejo I, Kec. Medan Kota, Kota Medan,

Sumatera Utara 20219

Indonesia

Email: robbirahim@ieee.org

Authorization to photocopy items for internal or personal use, beyond the free copying permitted under the 1978 U.S. Copyright Law (see statement below), is granted by the AIP Publishing LLC for users registered with the Copyright Clearance Center (CCC) Transactional Reporting Service, provided that the base fee of \$30.00 per copy is paid directly to CCC, 222 Rosewood Drive, Danvers, MA 01923, USA: <http://www.copyright.com>. For those organizations that have been granted a photocopy license by CCC, a separate system of payment has been arranged. The fee code for users of the Transactional Reporting Services is: 978-0-7354-4356-3/22/\$30.00



© 2022 AIP Publishing LLC

No claim is made to original U.S. Government works.

Permission is granted to quote from the AIP Conference Proceedings with the customary acknowledgment of the source. Republication of an article or portions thereof (e.g., extensive excerpts, figures, tables, etc.) in original form or in translation, as well as other types of reuse (e.g., in course packs) require formal permission from AIP Publishing and may be subject to fees. As a courtesy, the author of the original proceedings article should be informed of any request for republication/reuse. Permission may be obtained online using RightsLink. Locate the article online at <http://proceedings.aip.org>, then simply click on the RightsLink icon/"Permissions/Reprints" link found in the article abstract. You may also address requests to: AIP Publishing Office of Rights and Permissions, 1305 Walt Whitman Road, Suite 300, Melville, NY 11747-4300, USA; Fax: 516-576-2450; Tel.: 516-576-2268; E-mail: rights@aip.org.

ISBN 978-0-7354-4356-3

ISSN 0094-243X

Printed in the United States of America

AIP Conference Proceedings, Volume 2453
1st International Conference on Technology, Informatics, and Engineering

Table of Contents

Preface: 1st International Conference on Technology, Informatics, and Engineering	010001
ENGINEERING	
Design of a micro-scale wind turbine with horizontal axis using airfoil NACA 4412 Sudarman, Nur Subeki, and Adhan Kharisma Rudi Akhmadi	020001
The utilization of catalytic converter in reducing motorized vehicles emissions with copper and brass wire combined catalyst in the spiderwebs-shape Ali Mokhtar, Andinusa Rahmandhika, Suwignyo, and Fredy Wijayanto	020002
Guava leaves extract as the corrosion inhibitor and its effect to the mechanical properties of low-carbon steel Moh. Jufri, M. Irkham Mamungkas, Rezky Alfian Redha, Ali Saifullah, and Sudarman	020003
Analysis of the effect of cooling media variations on tensile strength of electrical welding results of S45C steel Heni Hendaryati, Achmad Fauzan Hery Soegiharto, Rio Dwi Virianto, and Ali Saifullah	020004
Analysis of disability lifter design utilizing hydraulic lifter Daryono, Suwarsono, and Febriansyah Nusantara	020005
Corrosion rate analysis on the paint coated-A36 steel in salt and acid solutions Dini Kurniawati, Murjito, and Dhimas Rizky Nuraditya	020006
Design and construction of acquisition system for aluminum shaft stress-strain measurement Budiono, Trihono Sewoyo, and Muhammad Fachril Andara Amin	020007
Characterization of slug flow pattern formation in 16 mm diameter horizontal pipe Andinusa Rahmandhika, Ali Mokhtar, Herry Suprianto, Mulyono, and Faris Rizal Andardi	020008
Effect of transient flame static tensioning method on distortion and mechanical properties of aluminum A5083 with MIG welding Nur Subeki, Achmad Fauzan Hery Soegiharto, and Moh. Izzat Kamal Abqary	020009
Design of methane catcher in cow dung with digester capacity of 1000 liters Herry Suprianto, Murjito, and Wahyudin Nor	020010
Effect of alkali treatment on mechanical properties of pineapple leaf fiber/polyester composites by vacuum infusion method Mohamad Irkham Mamungkas, Iis Siti Aisyah, Nur Hasanah, Nur Subeki, Mohammad Jufri, Heni Hendaryati, and Ali Saifullah	020011
The effect of layer height and deposit orientation to surface quality on 3D printed polylactic acid (PLA) Murjito, Mohamad Irkham Mamungkas, and Redyarsa Dharma Bintara	020012

The effect of distance variation on electroplating process of decorative nickel-chrome on the microstructure, thickness and weight of plating on A36 steel	020013
Iis Siti Aisyah, Rizky Rachmad Susilo, and Murjito	
Application of molecular dynamic energy of kaolin clay as photocatalysts	020014
Yepy Komaril Sofi'i, Sudarman, and Herry Suprianto	
Analysis of effect of welding repair on superheated tube boiler SA 335	020015
Ilham Arifin Pahlawan, Alviani Hesthi Permata Ningtyas, and Muhammad Syahrul Iqbal Wafiy	
Vertical force occurrence due to parameter variations in friction stir laps welding on A1100-A1050 sheets	020016
Suwarsono, Budiono, Rizky Irsandi Syahputra, Ali Mokhtar, Ary Dwi Astuti, Khusnul Hadi, and Kholid Imam Santoso	
Design of marine wave power generator pendulum system with 300 watt power	020017
Mulyono, Sudarman, and Fadly Ahmad Syakirin	
The effect of cooling media on mechanical properties of welded ST37 steel	020018
Nur Hasanah, Roro Reni Hendaryatu, Budiono, and Bagas Sukma Ardi Pradana	
XY plotter machine design with special linear and tilt motion utilizing Arduino Uno	020019
Trihono Sewoyo, Sudarman, and Moh. Irfan Rosyadi Alfin Karomi	
The role of the fuel-flame separator in stabilizing the flame of liquid fuel in a meso-scale combustor	020020
Achmad Fauzan Hery Soegiharto, Mulyono, Muhammad Rasyid Ridho, Lilis Yulianti, and Fudhail Abdul Munir	
Numerical investigation on the effect of direct welding heat for on-stream repair of stainless-steel piping	020021
Fudhail Abdul Munir, Eddy Azrai Ariffin, Achmad Fauzan Hery Soegiharto, Mohd Kamil Sued, and Mohd Ahadlin Mohd Daud	
Early age physical properties of porous concrete containing recycle aggregate concrete (RAC) and fibrillated polypropylene fiber under compression load	020022
A. R. Idrus, M. W. Tjaronge, and A. A. Amiruddin	
Flexural behavior of hybrid beam prepared with RC and foam concrete	020023
Ismunandar Muchtar, M. W. Tjaronge, and Rita Irmawaty	
Early age physical properties of porous concrete containing nickel slag aggregate under compression load	020024
A. F. Irfansyah, M. W. Tjaronge, and A. A. Amiruddin	
Realtime flood propagation on the downstream of Bili-Bili reservoir with hydraulic routing	020025
Sudarmin M.A., Maricar F., and Lopa R.T.	

Physical behavior of foam concrete constructed with blended cement and polyolefin fiber Sahiruddin, M. W. Tjaronge, and R. Irmawaty	020026
The effect of filter thickness on the effectiveness of Bira beach sand as a filter media in water treatment Ramdhani Nur Saputra, Muh. Saleh Pallu, and Bambang Bakri	020027
Mechanical properties of self-compacting geopolymer concrete utilizing fly ash Pinta Astuti, Rahmad Afriansya, Evelyn Anabela Anisa, and Julian Randisyah	020028
Reinforcing the performance of signalized intersection on the border of Malang and Batu city Fatimah Salsabila Soamole, Faris Rizal Andardi, and Amalia Nur Adibah	020029
Strengthening the performance of unsignalized intersections in Dinoyo district Siti Anissa Chofidloturrohmah, Amalia Nur Adibah, and Faris Rizal Andardi	020030
Performance evaluation of unsigned four junctions in Malang city Nurman Handitya Prima, Sunarto, and Andi Syaiful Amal	020031
Service level of economic sector from sidewalk in Madura Noviana Agustini, Amalia Nur Adibah, and Lintang Satiti Mahabella	020032
Application of Pertamina as modifier at Lasbutag cold mix for the ossifying of the road Alik Ansyori Alamsyah	020033
The scenario of sea-level rise on land and buildings affected by tidal floods in Batang Regency Central Java Nursetiawan, Amri Firdaus, and Bernahda Primadalia	020034
The application of mountain soil materials in Kalumata Puncak village as a road trace pile material covering physical and mechanical properties Moh. Aslan Tafwid Wais, Andi Syaiful Amal, and Samin	020035
An effective synthetic unit hydrograph in Lesti sub watershed, East Java, Indonesia Adji Salsabila Imaniar, Ernawan Setyono, and Lourina Evanale Orfa	020036
Measurement of discharge in open channels: A case study of laboratory discharge calibration model Moh Abduh	020037
Consideration factors of reverse logistics adoption in Indonesian electronic industry Ilyas Masudin, Dian Respati, Fien Zulfikarjah, and Dian Palupi Restuputri	020038
Routing of frozen food delivery using particle swarm optimization algorithm Annisa Kesya Garside, Luki Trihardani, Baiq Nurul Izzah Farida Ramadhani, and Amelia Khoidir	020039
An effective hybrid crow search algorithm for energy-efficient flow shop scheduling Dana Marsetiya Utama	020040

Supplier selection utilizing fuzzy-AHP and PROMETHEE: A case study in garment industry Ikhlusal Amallynda, Rio Anray Tama Hidayatulloh, and Dana Marsetiya Utama	020041
Customer satisfaction assessment using Webqual and CZIPA Shanty Kusuma Dewi, Rizky Adina, and Teguh Baroto	020042
Increasing the added value of environmentally friendly fish processing utilizing a dynamic system model Ahmad Mubin, Lintang Gesik Hanggal Irnanda, and Ikhlusal Amallynda	020043
Green supplier selection and order allocation using AHP-SAW and goal programming Teguh Baroto, Dana Marsetiya Utama, and M. Faisal Ibrahim	020044
Reducing defective products using six sigma for production process improvement Shanty Kusuma Dewi, Rizky Dwi Salindri Ayu Widodo, and Mohammad Lukman	020045
Mobile news applications quality analysis using web quality and importance performance analysis Adhi Nugraha, Ihsan Gazali Kuswanto, and Dana Marsetiya Utama	020046
Evaluation of aircraft cabin comfort: Contributing factors, dissatisfaction indicators, and degrees of influence Dian Palupi Restuputri, Kintan Purnamasari, Nur Afni, Sabrina Legtria, Evic Shoffiah, Maya Septia, and Ilyas Masudin	020047
Industrial area weighbridge simulation model considering vehicle capacity and destination using arena software Muhammad Faisal Ibrahim, Maulin Masyito Putri, Dwi Novita Sari, and Dana Marsetiya Utama	020048
Integrated analytic hierarchy process and preference ranking organization method for enrichment evaluation II for supplier selection Rahmad Wisnu Wardana, Annisa Kesya Garside, and Adhitya Tri Anggara	020049
Improving the efficiency of SPWM (sinusoidal pulse with modulation)-based DC-AC converter and conduction mode on renewable energy Machmud Effendy, Muhammad Najmin Nuha, and Widiyanto	020050
Hierarchical smart meter data hub initiative for enabling IoT based smart grid in Indonesia Muhammad Nasar and David Raisz	020051
Sentiment analysis of Covid-19 vaccine tweets utilizing Naïve Bayes Abdurrahim Abdurrahim, Lailis Syafa'ah, and Merinda Lestandy	020052
Early detection of breast cancer in histopathology images employing convolutional neural network (CNN) Putri Khalifa Hilaliyah, M. Irfan, and Merinda Lestandy	020053
Detection of heart valve function disorders with artificial neural network (ANN) algorithm Muhammad Bara Al Farisyi, Muhammad Irfan, and Amrul Faruq	020054

Face mask detection utilizing “You only look one (YOLOV3)” for Covid-19 response Mohamad Al Fikih, Tri Septiana Nadia Puspita Putri, Nur Kasan, and Novendra Setyawan	020055
Public health face mask detection of Covid-19 utilizing convolutional neural network (CNN) Tri Septiana Nadia Puspita Putri, Mohamad Al Fikih, Nur Kasan, and Novendra Setyawan	020056
K-nearest neighbor imputation for missing value in hepatitis data Arifin Surya Alianso, Lailis Syafaah, and Amrul Faruq	020057
ZMP fuzzy implementation for robot stability optimization Inda Rusdia Sofiani, Nurkasan, and Ghufron Wahyu Kurniawan	020058
Delay analysis in HCMOS logic ICs Widianto and Robert Lis	020059
Cascaded linear regulator application with positive voltage tracking switching regulator Taufik, Brandon Nghe, Arief Hernadi, Rini Nur Hasanah, and Lailis Syafaah	020060
Coordination analysis of protection relay settings utilizing particle swarm optimization method Diding Suhardi, Ilham Pakaya, Rienaldi Putra, and Amrul Faruq	020061
Optimization of unit commitment considering carbon gas emission reduction utilizing firefly algorithm Diding Suhardi, Ilham Pakaya, Muhammad Noor R, and Amrul Faruq	020062
Autonomous car steering control and sign detection utilizing Haar Cascade and PID Mohammad Chasrun Hasani, Rochmat Jaya Putra, and Novendra Setyawan	020063
Economic dispatch of IEEE 26 bus with transmission losses employing a modified cuckoo optimization algorithm (MCOA) method Faris Adi Saputro, Ermanu Azizul Hakim, and Novendra Setyawan	020064
Improvement reliability index at distribution system in Nguling feeders with recloser placement optimization utilizing genetic algorithm Ilham Pakaya, Zulfatman, and Mochamad Baitur Rizqi	020065
Voltage and frequency control of self-excited induction generator utilizing PI-ANFIS controller Zulfatman, Abdillah Haris Suryadi, and Ilham Pakaya	020066
Smart control design for lithium-ion LIR 18650 battery charger with ohmic drop compensation (ODC) method Imam Saukani	020067
The correlation of financial risk variables on project construction budget infrastructure in Aceh Ikhlis Kurniawan, Anita Rauzana, and Alfa Taras Bulba	020068
Physicochemical, color, and sensory characteristics of cacao instant drink with addition of buni and cinnamons blends Muhammad Yusuf, Nur Fitriani UA, and Syahriati	020069

Effects of spray-drying conditions on the physical properties, colour, anthocyanin and <i>Cyanidin 3-O—glucoside</i> of rosella microcapsules	020070
Nur Fitriani UA, Rahmawati Saleh, Mursida, Rosmaladewi, and Muhammad Yusuf	
Evaluating risks in Ho Chi Minh city urban railway project using analytic network process	020071
Phu Quang Tran, Thao Thi Yen Huynh, Thanh Trung Dang, Nhu Thi Quynh Tran, and Phong Thanh Nguyen	
The comparison of using RC and steel structures on arch structure of concert hall	020072
R. Adhi Setya Primaulia, Muttaqin Hasan, and Abdullah	
Application of green architecture concepts in Wanakota apartments	020073
A. Andiyan and Abdul Gani Alfarizi	
Synthesis of nickel-cobalt impregnated catalyst using geothermal waste for hydrogen production	020074
John Philia, W Widayat, and S Sulardjaka	
Microstrip rectangular patch antenna design for Medan aviation polytechnic ADS-B receiver technology	020075
Maksum Pinem, Afandi Sahputra, Ali Hanafiah Rambe, and Habib Muharry Yusdartono	
Parking sensor design with automatic braking	020076
Rahmad Hidayat, Muntiyono, Herawati, Salamatul Afiyah, Idah Wahidah, and Sudarmanto	
Oil and gas characteristics of coal with pyrolysis process	020077
Widayat, Hantoro Satriadi, Luthfi Prananta Wibawa, Glenn Faishal Hanif, and Mochammad Qomaruddin	
Optimization heat integration of preliminary plant design of styrene monomer into polystyrene	020078
Rosyad Adrian Febriansyar, Nadya Ummi Azizah, and Widayat	
Physical properties test peel off gel mask based of date palm seeds powder (<i>Phoenix dactylifera</i>) and olive oil	020079
Ucc Lestari, Faizar Farid, and Yuliawati	
COMPUTER SCIENCE	
3D visualisation of historical site “Sumberawan temple” preservation utilizing virtual reality technology	030001
Ali Sofyan Kholimi, Arif Kurniawan, Eko Budi Cahyono, and Lailatul Husniah	
Human activity recognition utilizing SVM algorithm with gridsearch	030002
Wahyu Andhyka Kusuma, Agus Eko Minarno, and Nia Dwi Nurul Safitri	
Classification of activity on the human activity recognition dataset using logistic regression	030003
Agus Eko Minarno, Wahyu Andhyka Kusuma, and Rizalwan Ardi Ramandita	
Optimal determination of unit commitments based on emission and economic aspects utilizing HSABC algorithm	030004
Arif Nur Afandi, Feby Agung Pamuji, A. Asri, Ferdian Ronilaya, Machrus Ali, Miftachul Ulum, and Ni Made Ary Esta Dewi Wirastuti	

Performance evaluation of micro-hydro power plant based on a case study of 2 × 650 kW Garry Asattar Candrasa, Arif Nur Afandi, and A. Aripriharta	030005
Comparison of feature selection method in movie classification utilizing Naïve Bayes classifier Gita Indah Marthasari, Christian Sri Kusuma Aditya, and Muhammad Muzakir Subagio	030006
Automatic transfer switch design utilizing NodeMCU ESP8266 based on internet of things (IoT) Ahmad Badrul Huda and Arif Nur Afandi	030007
Modification of RC4 algorithm utilizing the two-state table and initial state factorial A. Aminudin and Ilyas Nuryasin	030008
A usability evaluation model of reddoorz and Oyo Rooms mobile applications based on people at the center of mobile application development (PACMAD) Gita Indah Marthasari, Evi Dwi Wahyuni, Briansyah Setyo Wiyono, and Adinda Jelfani	030009
IoT based PJUTS performance monitoring system utilizing extended star topology Hartawan Abdillah, Arif Nur Afandi, Mokh. Sholihul Hadi, Aji Prasetya Wibawa, Adim Firmansah, and Moh. Zainul Falah	030010
Classifying cyberbullying data on Indonesian social media feeds utilizing sentiment analysis technique with decision tree model Veronica Retno Sari, Nur Hayatin, and Yufis Azhar	030011
Password authenticated key exchange protocol for secure communication channel in modern honey network Mahar Faiqurahman and S. Syaifuddin	030012
E-filing acceptance employing technology acceptance model and theory of planned behavior Vinna Rahmayanti Setyaning Nastiti, Evi Dwi Wahyuni, Gita Indah Marthasari, and Belli Kafilla Gani	030013
Usability evaluation utilizing SUS (system usability scale) method and correlation determination with student graduation rate Nur Riyan Sahara, Gita Indah Marthasari, and Briansyah Setio Wiyono	030014
Augmented reality as a media for Reog Ponorogo art figure introduction Evi Dwi Wahyuni, Danang Agung Permadi, and Eko Budi Cahyono	030015
Analysis of failover mechanism in SDN Fauzi Dwi Setiawan Sumadi, Jurdan Wahyu Adi Saputra, and Mahar Faiqurahman	030016
Design and implementation of smartphone-based Iqra learning applications during the pandemic Hariyady Hariyady, Ali Softyan Kholimi, Najmuddin Tsaqib, and Mochamad Alghifary Syaichul Rijal	030017
Comparison analysis of Rabin-Karp and Winnowing algorithms in automated essay answer assessment system Titan Tawang Ilal Billhaqqi, Galih Wasis Wicaksono, and Christian Sri Kusuma Aditya	030018

Decision support system for selection of food aid recipients using SAW method	
Victor Marudut Mulia Siregar, Irmayanti, Eva Julyanti, Nurlina Ariani Hrp, Maya Jannah, Elviana Sagala, Nancy Florida Siagian, Haji Saediman, Andini Dani Achmad, and Abdul Samad Arief	030019
Decision support system with MOORA method in selection of the best teachers	
Novendra Adisaputra Sinaga, Heru Sugara, Ewin Johan Sembiring, Melva Epy Mardiana Manurung, Harsudianto Silaen, Pipin Sumantrie, and Victor Marudut Mulia Siregar	030020
Choice model and influencing factors of the travel mode for motorcycle and BRT-lite in Banda Aceh, Indonesia	
Sugiarto Sugiarto, Miftahul Jannah Huta Barat, Sofyan M. Salch, Ashfa Achmad, and Irham Iskandar	030021
Evaluation of applied service strategy using ITILv3 framework - A case study on a machinery company	
Evaristus Didik Madyatmadja, Jason Alexander, Johannes Fernandes Andry, and HENDY TANNADY	030022
The prospects of using artificial intelligence in retail billing in India	
Bhuvaneswari Balachander, S. Vijayalakshmi, Usha Sadasivan, and D. Dhanasekaran	030023
The effect of the use of electronic learning aid on student satisfaction with online learning	
Ahmad Nurkhin, S. Martono, K. Kardoyo, M. Muhsin, and A. Algifari	030024
Fundamentals of UX/UI design in professional preparation of the future bachelor of computer science	
Hanna Chemerys, Muhammet Demirbilek, Hanna Bryantseva, Sergii Sharov, and Svitlana Podplota	030025
STEAM project based learning for future designers	
Hanna Chemerys, Olga Ponomarenko, Volodymyr Kardashov, and Olexandr Briantsev	030026
TRANSPORT ENGINEERING	
Develop evaluation criteria to support the selection of construction engineering subcontractors	
Thu Anh Nguyen, Y Thanh Pham, Phuong Thanh Phan, Phong Thanh Nguyen, and Cuong Phu Pham	040001
Key factors affecting the development of intelligent transportation systems in Ho Chi Minh city	
Phong Thanh Nguyen, Thang Huynh Tat Tran, and Thu Anh Nguyen	040002

Preface: 1st International Conference on Technology, Informatics, and Engineering

Icon-TINE is an annual scientific conference organized by the University of Muhammadiyah Malang. More than 100 papers have been submitted from various research and educational institutions around the world (Hungary, India, Indonesia, South Korea, Taiwan, United States, and Malaysia). The advancement of technological approaches and engineering methods may simplify the existed problems from previous findings. The original notions from the researcher may inspire the other experts to develop, modify, or even combine the proposed method with the existing method for resulting in more efficient procedures. Therefore, Icon-TINE aims to provide a platform for researchers, scholars, and practitioners to discuss and present their latest findings corresponding to their field of expertise. This conference also provides opportunities for the delegates to exchange new ideas face-to-face to bring together leading academic scientists, researchers, and research scholars to exchange and share their experiences and research results on all aspects of engineering, science, and technology.

The conference will address the practical engineering application in Mechatronics & Robotic, Computational Intelligence, Data Science, Computer Science, Electrical and Control Engineering, Statistical Physics and Nonlinear Systems, Instrumentation and Measurement, Mathematical Physics, Biological Physics, Chemical Physics, and Physical Chemistry, Condensed Matter: Electrical, Magnetic and Optical, Civil Engineering, and Industrial Engineering.

ZMP Fuzzy Implementation for Robot Stability Optimization

Inda Rusdia Sofiani^{a)}, Nurkasan^{b)}, Ghufron Wahyu Kurniawan^{c)}

Department of Electrical Engineering, Universitas Muhammadiyah Malang, Indonesia

Corresponding author: ^{a)} indarusdias05@umm.ac.id

^{b)} nurkasan@umm.ac.id

^{c)} ghufronwahyukurniawan@gmail.com

Abstract. One type of robot is a robot with legs that can freely move in all directions and fields representing a human-like form. In a robot movement system, stability and balance present fundamental problems that often arise decreasing the robot's performance especially in robots utilizing feet as a moving medium. The number of legs dramatically affects the balance of the robot. Smaller number of legs generates smaller stability and balance, leading to more significant flexibility. Therefore, this research aims to highlight the stability and balancing, recently alleged as an important topic. The results of this study are in the form of algorithms or methods which create the robot movement in a balanced manner preventing from effortless fall, performed through Zero Moment Point or ZMP. In this study, the authors analyzed the balance of a humanoid robot by paying attention to the robot's Zero Moment Point using Fuzzy. When the robot is walking in place, the robot is not moving or when the robot is walking. This humanoid robot has two legs -called bipedal, demonstrating a lower balance level than other legged robots. It is thus possible to analyze and conduct further development in the present and future, by using the ZMP, anticipated that robot can move without slipping of more than 1 meter

INTRODUCTION

ZMP (Zero Moment Point) has gained an immense interest for exploration in robot research. This research was initiated with the difficulty in controlling the leg movements of a moving object. The moving object is greatly influenced by the number of energies for each leg. The power from each of the robot's legs is similar to one force. If the party falls within the ZMP area, that point has a moment of inertia equal to zero [1]. In other words, the inertia force must fall within the ZMP area. Thus, the stability of the robot is maintained [2][3].

Several countries such as Japan, Germany, and the United States have researched by specializing in humanoid robots whose progress has been extraordinary. HRP (Humanoid Robot Project), developed by AIST in Japan, has reached a maximum walking speed of 2.5 km/hour supported by the robot's ability to stand stable for a specific period of time [4]. In Germany, the Technische Universität München (TUM) has developed humanoid robots named Johnnie and Lola [5]. MIT Laboratory Log developed a four-legged robot named Big Dog in collaboration with Boston Dynamics [6].

In this study, the authors analyzed the balance of a humanoid robot by focusing attention to the robot's Zero Moment Point. When the robot is walking in a place, the robot is not moving or when the robot is walking. This research chose humanoid robot because the minimum number of legs on the robot is two or so-called bipedal. This bipedal robot has a lower balance level than robots in general. Therefore, it is possible to analyze and conduct further development in the present and future.

This robot is designed as a half body (limited from leg to hip) with a total number of joints that can move or rotate of as much as 10 degrees of flexible movement. Each leg has 5 degrees of flexibility, with a full robot height of 28.2 cm and a width of 10.2 cm. When the robot is in standing position, the size of the robot becomes 27.7cm. Digital Servo type RDS-3135 builds each joint. In addition, Required Torque is applied to adjust the type of servo with 10 degrees of flexibility. Thus, the robot leg can move flexibly and stably, the 5 DOF on each leg represents two joints in the hip (for top-down and right-left rotation), one joint in the knee, and two joints in the ankle.

System Planning

This chapter discusses the system design for humanoid robot stability using artificial neuro-fuzzy. The system design is illustrated by using the block diagram in Figure 1.

There are two types of kinematics in controlling the robot motion, which are forward kinematic and inverse kinematic. Forward kinematic calculation navigates the end effector coordinate based on the predetermined angle for each part of the robot's leg. Meanwhile, the inverse kinematic analysis navigates the joint's angle in each part of the robot's leg based on the end-effector. In this final project, control in the motion of the end effector is based on gait and trajectory. Therefore, the utilized kinematics is inverse kinematic.

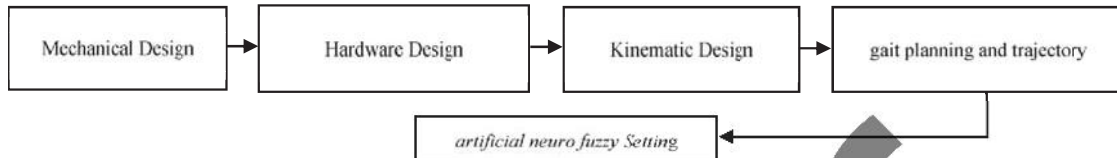


FIGURE 1. Block Diagram

In Figure 2, θ_1 is the hip joint. θ_2 is the joint on the knee. Meanwhile, θ_3 is the joint at the ankle. In this robot, all joint movements in the side projection rotate on the Y axis. The following formula in Equation 1 and Equation 2 illustrates the cosine law.

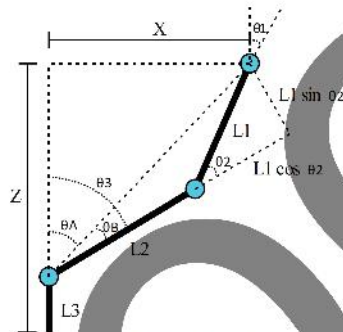


FIGURE 2. The right leg of the robot is projected from the side

$$\cos \theta_2 = \frac{R^2 - L1^2 - L2^2}{2 * L1 * L2} \quad (1)$$

$$\theta_2 = \arccos \left(\frac{R^2 - L1^2 - L2^2}{2 * L1 * L2} \right) \quad (2)$$

Using Pythagoras compute the R that described in Equation 3:

$$R = \sqrt{X^2 * (Z - L3)^2} \quad (3)$$

The next step is conducted to calculate the angle θ_3 using Equation 4:

$$\theta_3 = \theta_A + \theta_B \quad (4)$$

Meanwhile, θ_A and θ_B are calculated based on basic trigonometric theory, thereby obtaining Equation 5 and Equation 6.

$$\cos \theta_A = \frac{Z}{R} \quad (5)$$

$$\tan \theta_B = \frac{L1 \sin \theta_2}{L2 + L1 \cos \theta_2} \quad (6)$$

Thus resulting Equation 7 and Equation 8:

$$\theta_A = \arccos \frac{Z}{R} \quad (7)$$

$$\theta_B = \arctan \frac{L1 \sin \theta_2}{L2 + L1 \cos \theta_2} \quad (8)$$

After obtaining the angles from θ_3 and θ_2 , using Equation 9 find θ_1

$$\theta_1 = -\theta_2 - \theta_3 \quad (9)$$

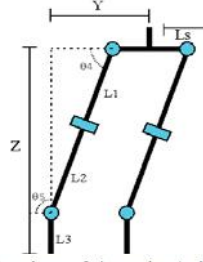


FIGURE 3. Projection of the robot's legs from the front

Figure 3 indicates the legs of a humanoid robot with front view projections. θ_4 represents the hip joint. Meanwhile, θ_5 represents the joint of the ankle. In this robot, all joints in the front projection rotate about the X-axis. θ_4 and θ_5 determination is employed by using the basic trigonometric theory from Equation 10 and Equation 11.

$$\theta_4 = \frac{\pi}{2} + \arctan \frac{y - L_3}{Z - L_3} \quad (10)$$

$$\theta_5 = \pi - \theta_4 \quad (11)$$

Gait Design and Trajectory Planning

There are 4 stages of gait pattern to support humanoid robot in walking more stably, illustrated as follows.

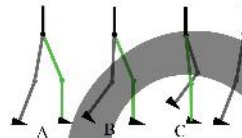


FIGURE 4. Steps in humanoid robot leg movement

Figure 4 part A contains a double support phase (DSP) stage. In this condition, both feet are in the wise plane. In the second stage (Figure 4-part B), acknowledged as the pre-swing phase, this condition occurs when the hind legs begin to be lifted. The third stage (Figure 4-part C), is the single support phase, is a condition where one foot is upward so that only one foot touches the footing field. In this part, the body also follows the movement by slowly shifting towards the front. The last is the post-swing phase. At this stage, the leg returns down and slowly begins to touch the area where it is back on. Equations 12, Equation 13, and Equation 14. Depict movement pattern.

$$X_{trajectory}(t) = \frac{L_{move}}{T_s} \left(\frac{2\pi t}{T_s} - \sin \left(\frac{2\pi t}{T_s} \right) \right) \quad (12)$$

$$Z_{trajectory}(t) = \frac{h}{2} \left(1 - \sin \left(\frac{2\pi t}{T_s} \right) \right) \quad (13)$$

$$Body_{trajectory}(t) = \frac{L_{move}/2}{T_s} \left(\frac{2\pi t}{T_s} - \sin \left(\frac{2\pi t}{T_s} \right) \right) \quad (14)$$

where $X_{trajectory}(t)$ is the path of the foot's forward motion (in this case, the X-axis), $Z_{trajectory}(t)$ is the trajectory of the foot tip upward (in this robot is the Z-axis), $Body_{trajectory}$ is the trajectory of motion of the hips towards the front, L_{move} is The length of the track skipped in a step period, h is the height of the footsteps, T_s is the time required in one step of a period, and t is the time required in each step until T_s is meet. To further clarify, Equation 11, Equation 12, and Equation 13 are depicted as in Figure 5 (a). Robot balancing is required on the right and left sides to avoid the robot falling in a sideward direction, as illustrated Figure 5 (b).

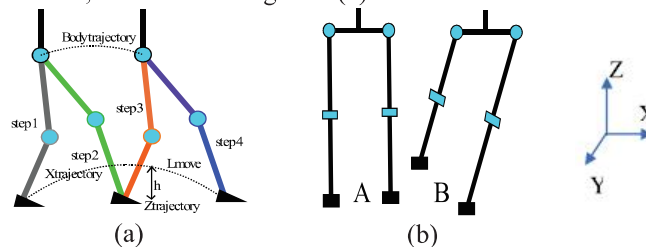


FIGURE 5. Side view of the humanoid robot footpath

Figure 5 (b) illustrates when both legs are in a double support phase (both feet are on), to erect the robot body. Meanwhile, when the right leg is lifted, it prevents the robot from falling and the leg position remains on the polygon support, helping the robot's body to lean on the left side. Thus, the path the robot body on the Y axis is formulated as follows Equation 15.

$$Y_{trajectory(t)} = \frac{Ls}{T_s} \left(\frac{2\pi t}{T_s} - \sin\left(\frac{2\pi t}{T_s}\right) \right) \quad (15)$$

where Ls is the robot's width is divided by 2, T_s is the period of time ledge in one cycle, and T denotes time until it reaches T_s .

Rule Base And Fuzzy Inference

Fuzzification contains the process of converting numerical data from sensor input into fuzzy sets [9]. Fuzzification, in this final project, utilizes the five sets of supports. With each supporting set, there are 5 errors and a derivative error. The supporting set in this final project utilizes the triangle activation function, illustrated in Figure 6.

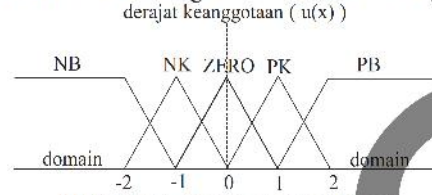


FIGURE 6. Fuzzy membership set

NB = Big Negative. NK = Smaller Negative. PK = Smaller Positive. PB = Bigger Positive

In this system, Fuzzy Inference utilizes the Mamdani method where the output of the fuzzy rules utilizes the MIN (minimum) function. Meanwhile, the output from fuzzy is referenced by employing the MAX function (maximum). After obtaining the fuzzy set, the next step is to navigate the rule base by referring to the Macvicar Wheelan Table 1.

TABLE 1. Rule Base based on Macvicar Wheelan

	Error				
	0	0	0	1	2
Derivative	0	0	1	2	3
Error	0	1	2	3	4
	1	2	3	4	4
	2	3	4	4	4

All previous layer values are normalized and converted into 0 and 1 by dividing the input value to simplify the calculation, formulated in Equation 16:

$$output_{ternomasi}[i] = \frac{input[i]}{input[1] + input[2] + \dots + input[n]} \quad (16)$$

where $output_{ternomasi}[i]$ is the i th output (iteration) results of normalization, $input[i]$ is input to i (iteration) which will be normalized, and $input[n]$ is input from the last data to be normalized.

The value of the Consequent Parameters includes the set used to recalculate or revise the 4th layer. This revision serves as the center of the bigger or smaller area. Thus, neuro-fuzzy conduct the learning process. The consequent parameter is described in Equation 17:

$$w_i f_i = w_i (p_i x + q_i y + r_i) \quad (17)$$

Where w_i is the value that has been normalized in the iteration I , f_i is the consequent parameter in 4 iteration, and p_i, q_i, r_i is the consequent parameter in the first-order model

Defuzzification

This process aims to return the fuzzy logic values to real values. The utilized technique serves as the center of gravity method. The set of centers of gravity presents a learning tool for artificial neural networks. In this final project, seven sets of outputs are utilized as illustrated in Figure 7.

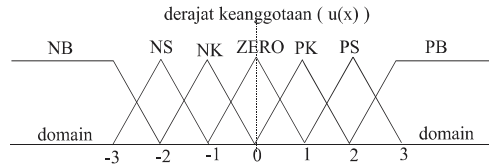


FIGURE 7. Defuzzification

With w_i is the value that has been normalized in the iteration i and f_i is consequent for the parameter on the iteration to I , the defuzzification equation is illustrated by Equation 18:

$$\sum_i w_i f_i = \frac{\sum_i w_i f_i}{\sum_i w_i} \quad (18)$$

Backpropagation

In this system, the calculation of the error value is directly conducted by comparing the error value of neuro-fuzzy output with the expected value, illustrated by Equation 19 presenting the revised weights, as follows.

$$f_i = f_{i-1} + l_r * e * w_i \quad (19)$$

where f_i is consequent parameter (present), f_{i-1} is consequent parameter (past), l_r is learning rate, and e is error (obtained from reference (SP) - defuzzification output) w_i = normalized output.

RESULT AND DISCUSSION

Humanoid Servo Controller testing

A digital oscilloscope indicates how the hardware work. The use of this digital oscilloscope allows the researchers to accurately navigate the wave results and measurement results. In this test, the four experiments are conducted with a trigger time (t_{on}), variously ranging between 1500 uS to 2400 uS, and a period of 10000 uS (10 ms). This limitation is selected as it adjusts to the specifications of the servo motor. The results of the humanoid servo controller hardware testing are presented in Table 2.

TABLE 2. The testing results of measurement and humanoid servo controller

Input controller		Output controller		Error	
Period (uS)	t_{on} (uS)	Period (uS)	t_{on} (uS)	Period (uS)	t_{on} (uS)
10.000	1.500	10.120	1.530	1,20 %	2,00 %
10.000	1.800	10.120	1.810	1,20 %	0,55 %
10.000	2.100	10.120	2.110	1,20 %	0,47 %
10.000	2.400	10.120	2.410	1,20 %	0,41 %
Average error				1,22 %	0,68 %

Table 2 and Figure 8 indicate that the controller demonstrates good results with error of 1,22% in the period and 0,68% for t_{on} .



FIGURE 8. (a) Photo of measurement results at a period of 10 ms and T_{on} on 1.5 ms, (b) Photo of measurement results at a period of 10 ms and T_{on} on 1.8 ms

Gait Trajectory Testing

STM Studio monitors the test trajectory. The robot's trajectory, the Z-axis trajectory, the X-axis trajectory, and the Y-axis trajectory serve as the three axes in the robot's trajectory. In this robot, the Z direction indicates the movement

of the legs up and down. The X-axis indicates the robot's motion towards the front or back. Meanwhile, the Y-axis indicates the direction of the robot to the right and left.

Z Trajectory Testing

Z-axis trajectory (Z-axis) testing occurs by deactivating the X and Y trajectories causing the robot to walk in place. Thus, data can be retrieved and not interfered with by trajectory patterns on other axes.

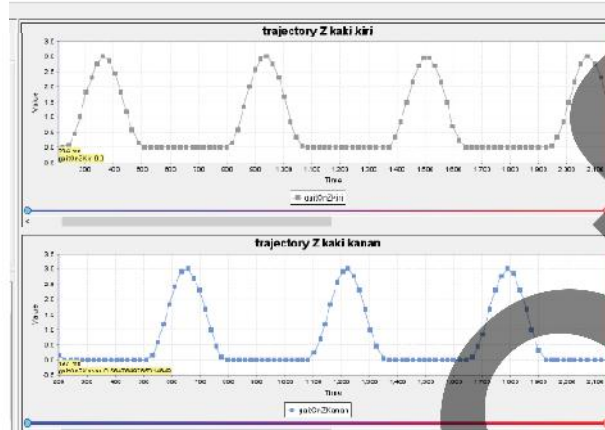


FIGURE 9. Trajectory of the robot right and left legs on the Z-axis while the robot is walking in place

Figure 9 indicates the motion of the right and left legs up and down, demonstrating alternately movement. The goal of such movement is to keep one leg on the floor when the other leg moves upwards. The waveform result in Figure 20 demonstrates conformity to the Z trajectory as designed in Chapter 3, which is semi-sinusoidal in shape.

Y Trajectory Testing

The right and left movement of the robot trajectory implementation is illustrated in Figure 10. Y-axis trajectory test deactivates the X and Z trajectories, and the robot's body swing to right and left is alike an inverted pendulum (inverse pendulum). This condition thus maintains balance and center of gravity which remains on the polygon support or the robot's foothold.

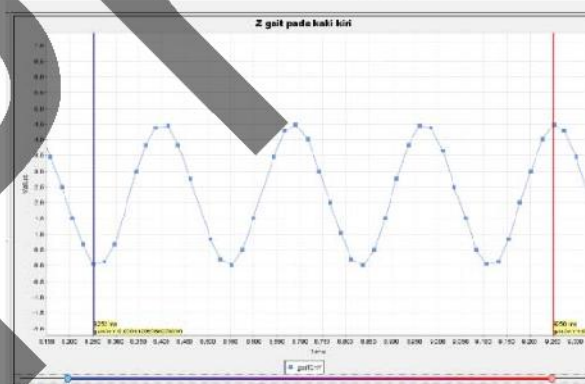


FIGURE 10. The trajectory movement of the right and left legs on the Y-axis

The sinusoidal pattern seems rigid as the relatively few steps in one cycle generates the number of steps in one cycle (step in a cycle) which is excessive, burdening the computation process on the microcontroller.

X Trajectory Testing

The legs move to swing forward and backward alternately between the right and left legs in the X-axis trajectory. The results of the implementation of this trajectory are illustrated in Figure 11. X-axis trajectory test deactivates the Y and Z trajectories. This process eliminates interventions from trajectories on other axes. Meanwhile, Figure 12 also

illustrates the movement of the right and left legs towards the front alternately. The movement in this trajectory also illustrates the suitability between the design and implementation results.

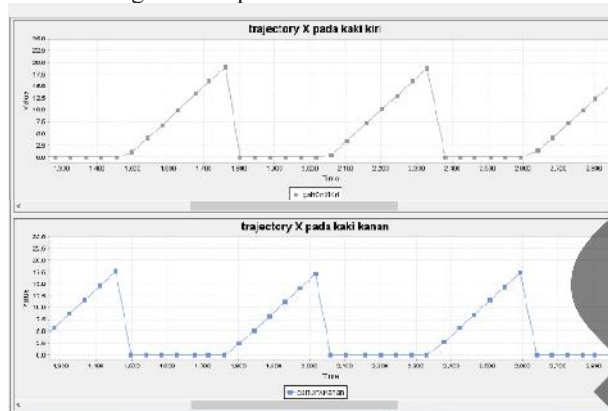


FIGURE 11. Trajectory of the robot's right and left legs on the X-axis

Balancing Testing without balancing control

The experiments investigate the balance test of the robot without neuro-fuzzy, in which the results are presented in Table 3.

TABLE 3. Robot balance test results without neuro-fuzzy control

Experiments	Distance	Robot Status
1	1 meter	Slip
2	1 meter	Slip
3	1 meter	Slip
4	1 meter	Slip
5	1 meter	Slip

The graph of the monitor presents results of the robot movement, as illustrated in Figure 12.

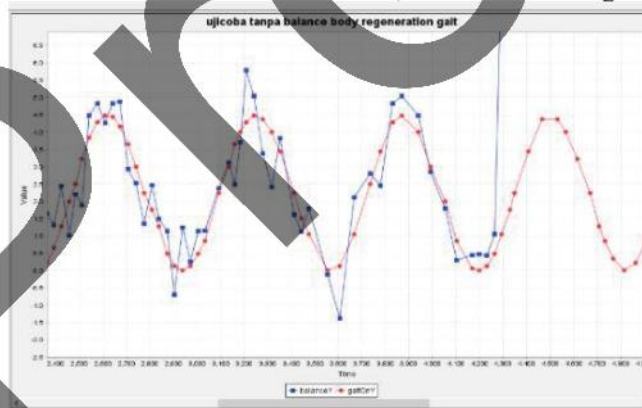


FIGURE 12. Results of direct monitoring of robot movement without balance control

The red color on the chart indicates a walking pattern or gait pattern, similarly adjust to the trajectory on the Y-axis. Meanwhile, the blue color indicates the movement of the robot while walking. An Accelerometer-type MPU6050 is attached to the robot's hip to monitor the activity of the robot.

Figure 13 indicates that robots' movement tends to have a high level of interference when following the motion pattern of a given trajectory. In the next several cycles, the blue line rapidly moves away from the red line, indicating the robot falling. Therefore, stabilization is required to keep the robot from falling while walking.

Neuro-fuzzy feedback is based on the pitch and roll gyroscope module of the MPU6050 installed on the robot. In the balance test of the robot without neuro-fuzzy control, the five experiments are presented. The results of these experiments are illustrated in Table 4.

The red color in the graph illustrated in Figure 14 presents the gait or trajectory pattern on the Y-axis. Meanwhile, the blue line indicates the movement of the robot. The graph indicates that the blue line tends to follow the movement of the red line, clarifying a more stable condition.

TABLE 4. The results of the robot balance test using neuro-fuzzy control

Experiments	Distance	Robot Status
1	1 meter	Safe
2	1 meter	Slip
3	1 meter	Safe
4	1 meter	Safe
5	1 meter	Safe

Meanwhile, the graph of the monitor results when the robot moves is illustrated in Figure 13.

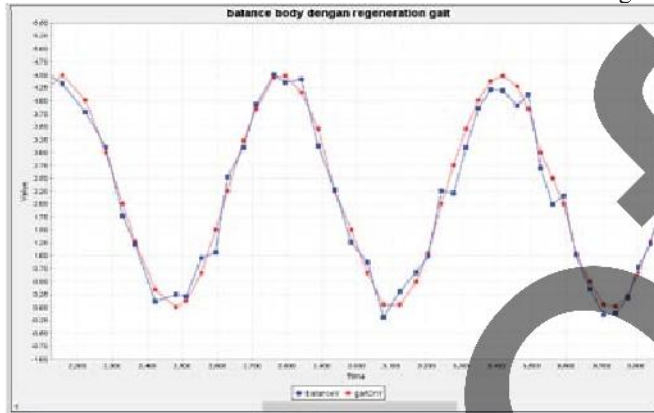


FIGURE 13. The results of monitoring the robot movement, directly with balance control using ANFIS.

CONCLUSION

The humanoid robot stability towards zero moment point based on an artificial neuro-fuzzy inference system has been successfully implemented. From conducted the experiments, the hardware part presents good results, with a small average error value. Further, the trajectory test clarifies the conformity of the products with the design. Meanwhile, in testing the robot balance while walking, the use of neuro-fuzzy controls makes the robot to be more stable and less prone to falling.

REFERENCES

1. M. VUKOBRATOVIĆ and B. BOROVIAC, "Zero-Moment Point — Thirty Five Years Of Its Life," *International Journal of Humanoid Robotics*, **01**, 157–173 (2004),
2. H. Hemami and Y.-F. Zheng, "Dynamics and Control of Motion on the Ground and in the Air with Application to Biped Robots," *Journal of Robotic Systems*, **1**, 101–116 (1984),
3. R. E. Goddard and Y. F. Zheng, "Control of the heel off to toe off motion of a dynamic biped gait," in *Fifth International Conference on Advanced Robotics 'Robots in Unstructured Environments*, 735–744 vol.1 (1991).
4. K. Kaneko *et al.*, "Humanoid robot hrp-4-humanoid robotics platform with lightweight and slim body," in *2011 IEEE/RSJ International Conference on Intelligent Robots and Systems*, 4400–4407 (2011).
5. S. Lohmeier, T. Buschmann, H. Ulbrich, and F. Pfeiffer, "Modular joint design for performance enhanced humanoid robot LOLA," in *Proceedings 2006 IEEE International Conference on Robotics and Automation, 2006. ICRA 2006.*, 88–93 (2006).
6. M. Raibert, K. Blankespoor, G. Nelson, and R. Playter, "Bigdog, the rough-terrain quadruped robot," *IFAC Proceedings Volumes*, **41**, 10822–10825 (2008).